

Figure 1: Hinge Placement & Clearance Template

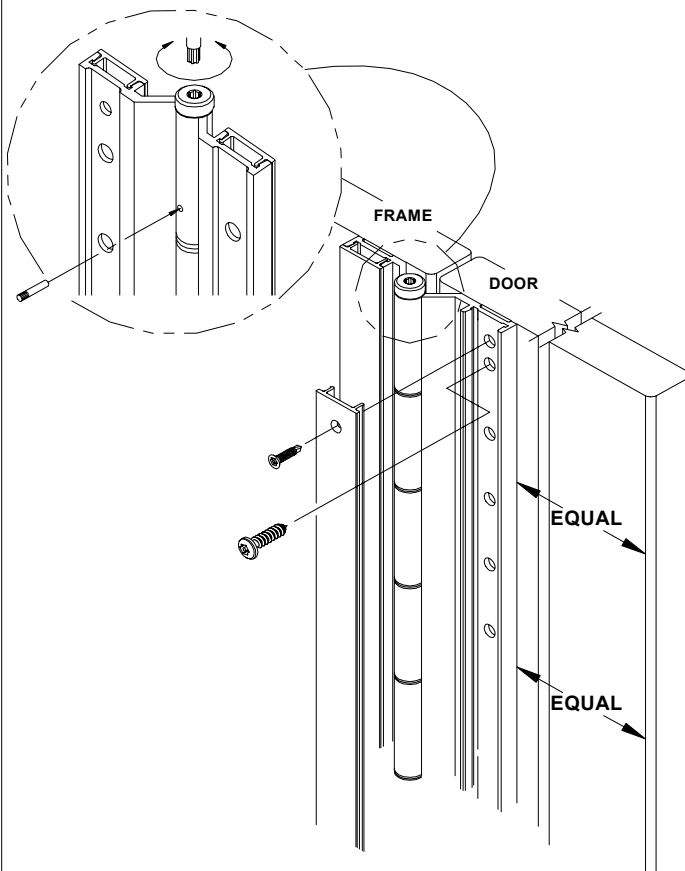
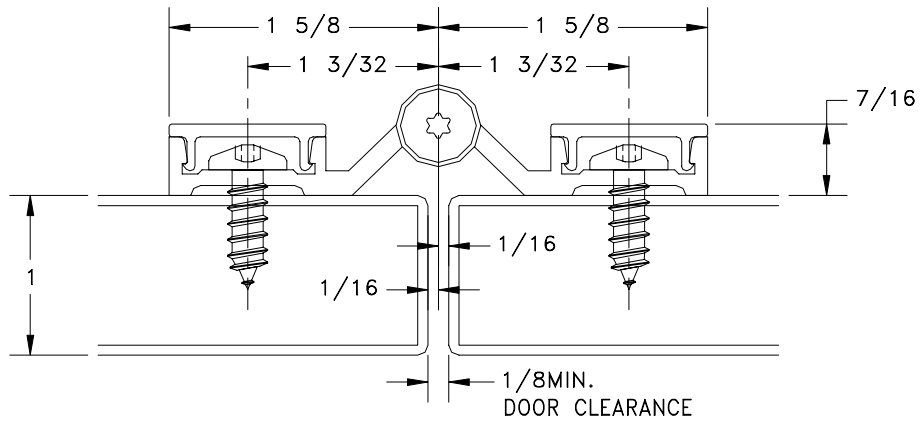
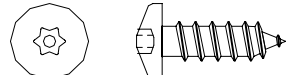



Figure 2: Installation (Exploded View)

STANDARD HARDWARE

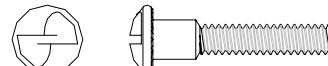


**MP-49 (stainless steel)**  
**#14 x 3/4" Torx Button Head**  
**Sheet Metal Screw**  
**Quantity: 12**

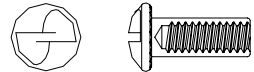


**MP-8**  
**#8 x 3/4" Phillips Flat head**  
**Self-drilling Tek screw**  
**Quantity: 4**

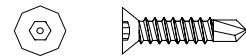
OPTIONAL SECURITY HARDWARE



**MP-37 (chrome plated)**  
**10-24 x 1 1/8" One way Truss**  
**Head Shoulder Bolt**  
**Quantity: 12**



**MP-38 (chrome plated)**  
**10-24 x 5/8" One way Truss**  
**Head Sleeve Bolt**  
**Quantity: 12**



**MP-61**  
**#8 x 3/4" Torx Flat head**  
**Self-drilling Tek screw**  
**Quantity: 4**