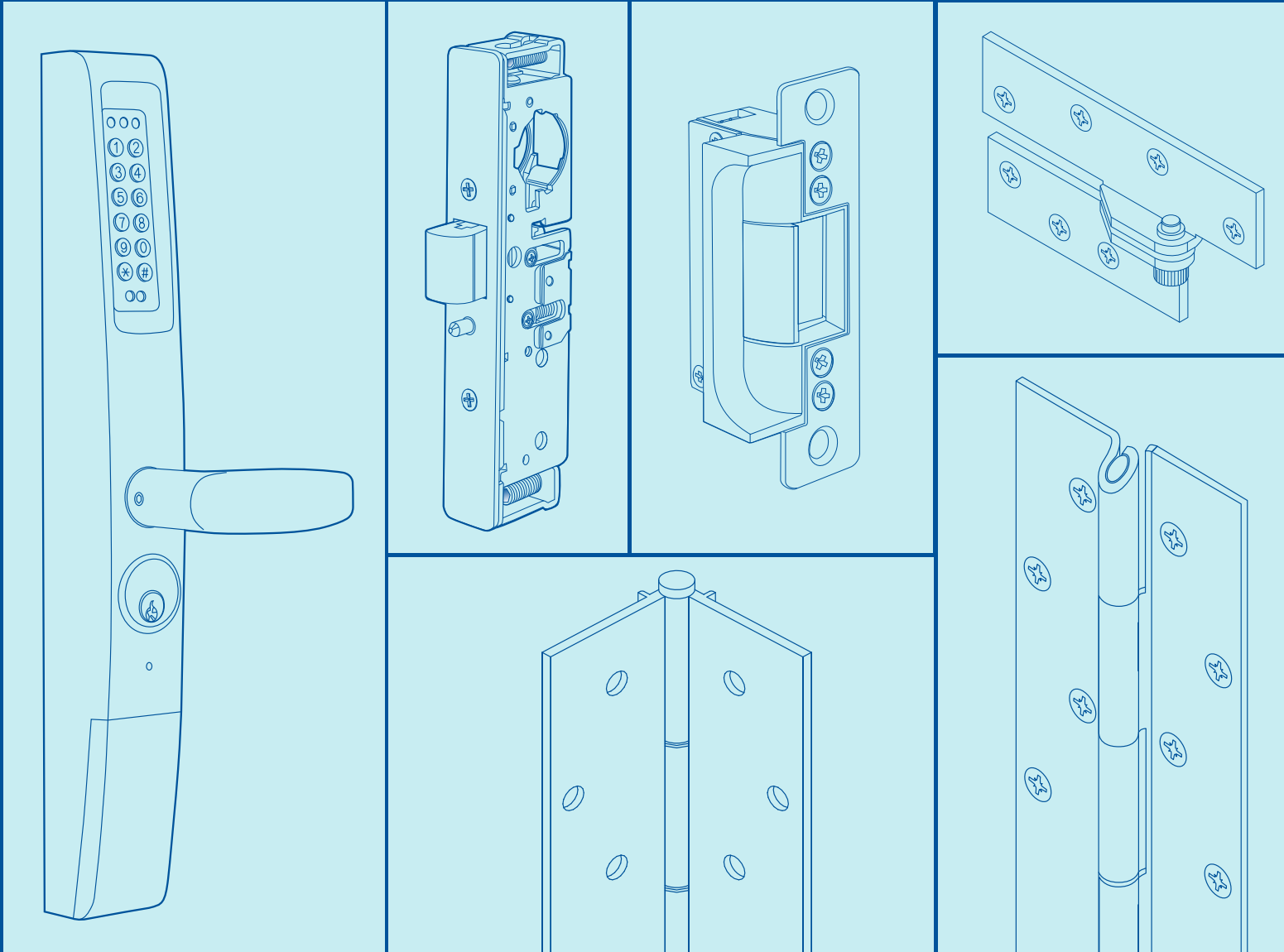


ADAMS RITE/MARKAR PRICE LIST

PRICES EFFECTIVE FEBRUARY 1, 2010



Adams
Rite

ASSA ABLOY



Markar

ASSA ABLOY



WARRANTY

Markar General Warranty 57

GENERAL INFORMATION

Terms and Conditions 58
 Hinge Finishes 60
 Hinge Numbering System and Standard Lengths 62
 Continuous Hinge Modifications 64
 Continuous Hinge and Edge Guard Modifications 65

PRODUCTS – HINGES AND RELATED HARDWARE

3500 Series Stainless Steel Pin and Barrel Security Hinges

FM-3500 – Edge Mount Security Hinge 66
 FS-3501 – Full Surface Security Hinge 1/8" Inset 66
 FS-3502 – Full Surface Security Hinge 66
 HG-3505 – Hinge Guard Security Hinge 66

300 Series Stainless Steel Pin and Barrel Hinges

FM-300 – Edge Mount 67
 FS-301 – Full Surface 1/8" Inset 67
 FS-302 – Full Surface Flush Mount 67
 HS-303 – Half Surface 67
 HM-304 – Half Mortise 67
 HG-305 – Hinge/Guard 67
 HG-306 – Hinge/Guard 68
 EG-308 – Edge Guard 68
 EG-C-308 – Edge Guard 68
 EG-T-308 – Edge Guard 68
 FS/SC-309 – Full Surface Swing Clear 68
 HG-310 – Swing Clear Hinge/Guard 69
 HG-311 – Swing Clear Hinge/Guard 69
 HG-315 – Edge Mount Hinge/Guard 69
 FS-321 – Full Surface 3/4" Offset 69
 HG-322 – Edge Mount Hinge/Guard 69
 HG-323 – Edge Mount Hinge/Guard 70
 HG-326 – Swing Clear Hinge/Guard 70
 FM-327 – Edge Mount Safety Hinge 70

200 Series Carbon Steel Pin and Barrel Hinges

FM-200 – Edge Mount71
 FS-201 – Full Surface 1/8" Inset71
 FS-202 – Full Surface Flush Mount71
 HS-203 – Half Surface71
 HM-204 – Half Mortise71

100 Series Aluminum Pin and Barrel Continuous Hinges

FM-100 – Edge Mount.72
 FS-101 – Full Surface 1/8" Inset72
 FS-102 – Full Surface72
 HS-103 – Half Surface.72
 HM-104 – Half Mortise73
 HG-105 – Hinge/Guard73
 EG-108 – Edge Guard73

1100 Series Aluminum Pin and Barrel Continuous Hinges

FM-1100 – Edge Mount Self Aligning74
 FM-1111 – Edge Mount Self Aligning.74

400 Series Aluminum Pin and Barrel Spring-Loaded Toilet Partition Hinges

FS-402-TP – Flush Spring Loaded.74

900 Series Stainless Steel Pin and Barrel Spring-Loaded Toilet Partition Hinges

FS-902-TP – Flush Spring Loaded.75

Continuous Hinge Shims

CHS-175
 CHS-275

Installation Assemblies and Accessories

MP-810 – Snap-on Cover76
 MP-506 – Snap-on Cover76
 MP-606 – Cover Clip.76

Tools and Accessories

MT-T-2077

MT-T-2777

MT-T-1577

MT-AD – Hex Driver Bit.....77

MP-36 – Knurl Pin Replacement.....77

MT-LHT – Left handed Tap77

MT-806 – Center Punch77

MTSP100 – Right Angle Skewdriver77

MT-R-2 – Installer Rod77

MT-R-3 – Installer Rod77

MT-1956 – Molly Jack Nut Installer.....77

MP-AB – Angle Board77

MP-UBOX – Hinge Carton77

Fastener/Screw Pack Information

MP Series78

Flat Astragals

FA Series.....87

Z Astragals

Z Series.....88

Edge Guards and Astragals

General Specifications89
 Application Diagrams90
 87EE91
 87AE91
 87AO91
 90EE91
 90AE91
 90AO91
 93EE91
 93AE91
 93AO91
 95EA91
 95AO91
 96TB91
 1-3/4" Door Edge Guard and Handing Diagrams92

ORDER FORMS

Edge Guard Order Form93
 Dutch Door Order Form94



CONTACT: phone: (909) 632-2300
toll free: (800) 872-3267
fax: (909) 632-2370
toll free fax: (800) 232-7329
information@markkar.com
www.markkar.com

MARKKAR

MARKAR GENERAL WARRANTY**LIMITED WARRANTY**

Adams Rite Manufacturing Co. guarantees its products to be free from defects in materials and workmanship for a period as stated for each product line. Our liability, expressed or implied, shall be limited to replacement of goods proven defective. No claims will be allowed for damages incurred or work done thereon.

The limited warranty specifically excludes damage arising from abuse, misuse, modification, incorrect installation or adjustment, deterioration of finish due to improper handling or improper placement or protection of product prior to or after installation in excess of normal weathering or usage, and all other circumstances beyond the control of Adams Rite Manufacturing Co.

This limited warranty is in lieu of all other warranties expressed or implied, and excludes any warranty of fitness or merchantability. No agent, representative dealer or employee of Markar Architectural Products, Inc. has the authority to increase or alter the terms and conditions of this limited warranty.

CONTINUOUS HINGE AND PIVOT LIMITED WARRANTY

Adams Rite Manufacturing Co. guarantees its products to be free from defects in materials and workmanship for a period of 10 years. Hinges with medical bearings are guaranteed for 25 years.

EDGE GUARD AND ASTRAGAL LIMITED WARRANTY

Adams Rite Manufacturing Co. guarantees its products to be free from defects in materials and workmanship for a period of 1 year.

MARKAR TERMS AND CONDITIONS

- Invoices** Please call within 15 days of receipt of shipment to resolve any invoicing discrepancies.
- Returned Goods** Defects or errors for which we are responsible will be corrected promptly. Defective merchandise will be credited or replaced in accordance with our LIMITED WARRANTY upon inspection by Adams Rite Manufacturing Co. Written authorization must be obtained from the factory and the goods returned to us prepaid. Merchandise that can be restocked for resale may be returned subject to a minimum 35% restocking charge if returned within 90 days of receipt. Merchandise returned 90-120 days from receipt is subject to a 50% restocking charge. No credit is allowed on items held longer than 120 days.
- Markar Architectural Products, Inc. shall not be liable for loss or damage resulting from delay or inability to deliver goods due to circumstances beyond our control (e.g., labor actions, fire, flood, storms, etc.)
- Cancellation Policy** Orders that require modifications and special materials or are non-stock items are subject to cancellation charges based on manufacturing and material expenses incurred.
- Freight Policy** All shipments are F.O.B. Pomona, California. Parts and accessories not shipping with hinges are subject to a shipping and handling charge.

Shop Drawings	The fee for shop drawings is \$120.00 per standard opening. This fee will be credited at the time the job becomes an order and is approved for fabrication.
Detail	No order is entered into production until all details including both standard and custom hinges have been received and approved.
Policy on Changes	After shop drawings have been approved and production begins, there will be a charge for any changes to that hinge(s) of a minimum \$60.00 up to the entire cost of the hinge(s).
Proposed Ship Date	These dates are subject to change. Failure to provide all pertinent information within 48 hours of submitting purchase order will cause a delay in processing the order.
Other	This price list supersedes all previous price lists. Prices are subject to change without notice.

STANDARD POWDER COAT FINISHES

\$ 133.00/hinge-no minimum quantity, up to 8'.

\$ 266.00/hinge for lengths over 8', up to 10'.

Over 10' consult factory.

BHMA	Nearest	
	Markar Equivalent	Description
690	MP-PC-1	Dark Bronze
714	MP-PC-2	Eggshell White
693	MP-PC-3	Semi-Gloss Black
689	MP-PC-4	Aluminum
706	MP-PC-5	Sun Gold
691	MP-PC-6	Light Copper
605	MP-PC-7	Polished Brass – refer to pricing below

MP-PC-7 Polished Brass.

100 and 300 series only.

\$231.00/hinge.

\$364.00/hinge lengths over 8', up to 10'.

CUSTOM POWDER COAT FINISHES

Over 84 colors available.

Sample color chip must accompany order.

Priced at time of order

SPECIAL FINISHES

BHMA	Nearest		Up to 8'	8' to 10'
	US Equivalent	Description		
672	US26	Polished Aluminum	\$ 390.00/hinge	\$ 489.00/hinge
629	US32	Polished Stainless	\$ 390.00/hinge	\$ 489.00/hinge

Kynar Paint With Color Approval, consult Factory.

Over 10' consult factory.

U.S. STANDARD & B.H.M.A. FINISH CODES REFERENCE LIST

BHMA	Nearest US Equivalent	Description
310	US3	gold anodized
311	US9	light bronze anodized
312		medium bronze anodized
313	US20A	dark bronze anodized
315	US19	black anodized
600	USP	primed for paint
603	US2G	zinc plated
628	US28	clear anodized
629	US32	bright stainless steel
630	US32D	satin stainless steel
672	US26	bright polished aluminum
689	US28	aluminum paint
690	US20A	dark bronze paint
691	US10	light bronze paint
693	US19	black paint
706	US4	gold paint
714		white paint

SPECIAL ANODIZED FINISHES

BHMA	Nearest US Equivalent	Description
310	US3	gold anodized
311	US9	light bronze anodized
312		medium bronze anodized
315	US19	black anodized

Add \$ 70.00/hinge to US20A (bronze) price.

\$ 187.00 setup charge for less than 10 hinges.

Order code: **FS 3501**
Prefix Series Model

HINGE PREFIXES

EG	Edge Guard
FM	Edge Mount
FS	Full Surface
HG	Hinge/Guard
HM	Half Mortise
HS	Half Surface
SC	Swing Clear

HINGE SERIES

100	Aluminum barrel hinges with stainless pin
200	Carbon steel barrel hinges with stainless pin
300	Stainless steel barrel hinges with stainless pin
400	Spring loaded aluminum toilet partition hinges
900	Spring loaded stainless steel toilet partition hinges
1100	Aluminum barrel hinges with stainless steel pin
3500	12 gauge stainless steel pin and barrel security hinges

Series number indicates the type of hinge and base material used.

HINGE MODELS

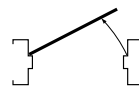
00	Edge mount (formerly full mortise)
01	Full surface 1/8" offset
02	Full surface, flush
03	Half surface, 1/8" offset
04	Half mortise, 1/8" offset
05	Edge mount hinge/guard
06	Half mortise hinge/guard
07	Double hinge/guard
08	Edge guard
09	Full surface, swing clear
10	Swing clear hinge/guard
11	Edge mount, self aligning

The last two digits of the model number indicate the application.
Other numbers are used for specific applications.

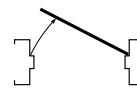
OPTION SUFFIXES

AMS	Adjustable Monitoring Switch
CE	Concealed Current Transfer
CTP	Current Transfer Preparation
DD	Dutch Door
EL	ElectroLYNX™ Current Transfer
ETAP	Electrical Transfer Access Prep
EPT	Electrical Power Transfer
ES	Exposed Monitoring Switch
HT	Hospital Tip
LL	Lead Lined
MB	Medical Bearings
PC	Powder Coated
RB	Raised Barrel
WT	Wide Throw

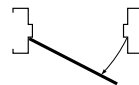
SPECIFY HANDING ON ALL CUSTOM HINGE LENGTHS



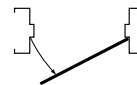
LEFT HAND



RIGHT HAND



**LEFT HAND
REVERSE**



**RIGHT HAND
REVERSE**

STANDARD HINGE LENGTH CONVERSION CHART

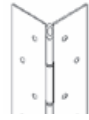
Door Opening	Actual Length
6'8"	78.75"
7'0"	83.125"
7'2"	85.00"
8'0"	95.00"
10'0"	118.75"

Custom hinge length will be evaluated at the time of request to ensure proper pin to knuckle alignment. Some custom length requests may be adjusted to ensure a proper hinge assembly.

CUSTOM DESIGN

Markar's engineering department will be willing to assist you in developing custom applications to solve any of your unique door hinging problems. Together with the customer, we will go through an official sign-off process to assure custom hinges fit your exact needs.

There will be a custom drawing approval fee of \$120.00 per opening. A credit for this fee is issued after approval for fabrication and placement of purchase order.



Hinge Suffix	Description	Addition to hinge cost
HT	Hospital Tip Helps provide a safe, clean environment. Available on all models except spring-loaded toilet partition hinges.	+\$ 62.00



DD	Dutch Door Prep Continuous frame leaf with two-piece door leaf. Indicate handing, clearances, door and frame heights, and materials when ordering. Available on all models.	+\$ 62.00
-----------	---	-----------



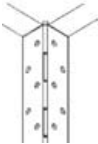
WT	Wide Throw Specify distance from pin centerline to heel edge of hinge when ordering. Only available on 300 series hinges. Note: Reinforcement may be required on extreme wide throw applications. Conditions will be determined through drawing approval process. Cost will be determined at time of approval. <i>Custom Angle: \$ 220.00 per angle.</i>	Consult Factory
-----------	---	-----------------



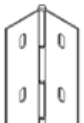
RB	Raised Barrel (Swaged) For cased open or center pivot doors. Required on models FS-201, FS-202, FS-301, and FS-302 in order to open 180°. Available on all edge mount and half surface models except on aluminum hinges.	+\$ 52.00
-----------	---	-----------

MB	Medical Bearing (Available on 300 Series) Specially designed for hospitals and other high frequency openings.	+\$ 29.00
-----------	---	-----------

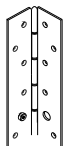
LL	Lead Lined Cover <i>Used for X-ray room doors and other locations where radiation leakage could be a problem.</i> <i>Only available on surface mounted hinges.</i> <i>Lead lined astragal for EGT + \$ 171/astragal.</i>	+\$ 74.00
-----------	--	-----------



	Sheared Leaf Used for narrow door thickness', unevenly rabbeted frames or other special application. Specify distance from pin centerline to heel edge of hinge when ordering. For steel and stainless steel hinges only.	+\$ 71.00
--	---	-----------



	Custom Hole Pattern Any hole shape or pattern other than Markar's standard templated hole pattern. Indicate desired pattern and include dimensioned diagrams when ordering.	+\$ 98.00
--	--	-----------



	Security Studs Stainless steel security studs mounted to the frame leaf. Door leaf is drilled to accommodate studs. Three studs installed on hinges up to 7'2", four studs installed on hinges over 7'2". Door and frame must be specially prepared to accommodate security studs.	+\$ 104.00
--	--	------------

Automatic Door Bottom Cut	Consult Factory
----------------------------------	-----------------

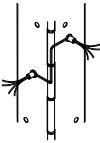



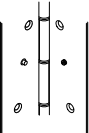
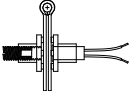
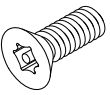
Welded End Pins	+\$ 68.00
------------------------	-----------

Plug Weld	+\$ 50.00
------------------	-----------

Blank Hinges	Holes omitted for special applications such as welded installations. +\$ 86.00
---------------------	---

Cut to Length

- For hinges 40" to 83-1/8" in length, add \$49.00 to 7'0" price.
- For hinges 83-3/16" to 95" in length, add \$49.00 to 8'0" price.
- For hinges 95-1/16" to 118-3/4" in length, add \$49.00 to 10'0" price.
- For hinges 118-13/16" to 192" in length (spliced), add \$104.00 to double the 8'0" price.

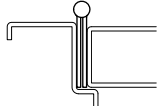
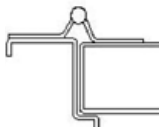
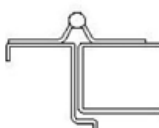
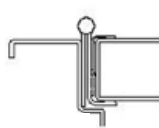

Product Number	Description	Addition to hinge cost
 CE	Concealed Current Transfer	
CE-4	For 100 Series (Quantity 4) 28 gauge wires.	+\$ 354.00
CE-8	For 100 Series (Quantity 8) 28 gauge wires.	+\$ 503.00
	Note: Available for all edge mount models. Please consult factory for all other applications.	
 CE	Concealed Current Transfer	
CE-4D	For 300, 3500, and 200 series edge mount only (Quantity 4) 28 gauge wires.	+\$ 354.00
CE-8D	For 300, 3500, and 200 series edge mount only (Quantity 8) 28 gauge wires.	+\$ 503.00
	Note: Not available on raised barrel applications.	
EL	ElectroLYNX™ Current Transfer	
EL-4	For 300, 3500, and 200 series edge mount only. 28 gauge wires – with ElectroLYNX™ connectors (4 wire).	+\$ 434.00
EL-8	For 300, 3500, and 200 series edge mount only. 28 gauge wires – with ElectroLYNX™ connectors (8 wire).	+\$ 579.00
EL-12	For 300, 3500, and 200 series edge mount only. 28 gauge wires – with ElectroLYNX™ connectors (12 wire).	+\$ 695.00
	Note: Not available on raised barrel applications.	
 ETAP	Electrical Transfer Access Prep	
	Cutout prep for the CE, AMS, CT, and ES. Modifications that allow easy one person access to wiring between the hinge and door frame.	+\$ 167.00
 CTP	Current Transfer Prep	
	Centerline of hinge is in standard location. Hinge leaf cutout to accommodate Markar's AR-EPT or Von Duprin's Electric Power Transfer. Please provide location and handing for all locations. Please add \$ 92.00 to the cost of the hinge for all swing clear models.	+\$ 71.00
EPT	Electric Power Transfer	
AR-EPT-4612-1	Allows 105° swing.	+\$ 146.00
AR-EPT-4612-2	Allows 180° swing for mortise.	+\$ 190.00
4612-1-SC	Allows 90° swing clear for mortise.	+\$ 254.00
	Note: CTP prep charge is additional.	
 ES	Exposed Monitoring Switch	
	Available in 100, 200, 300, and 3500 series hinges with the prefixes of HG, FM, HS, and HM. Comes with three 28 gauge wires.	+\$ 186.00
 AMS	Adjustable Monitoring Switch	
	Rigid welded assembly gives you the ability to adjust your monitoring switch to work with all applications. Not available on aluminum hinges or powder coat finishes.	+\$ 354.00
	Standard Edge Guard Cutouts	
	4-7/8" ASA strike, manual flush bolt, 161 latch, automatic flush bolt, 86 mortise, 161 strike. For custom cutouts, consult factory for pricing. Templates may be required.	+\$ 36.00
 Security Fastener	Torx head security fasteners are available in lieu of standard fasteners.	+\$ 47.00

MARKAR

SS Bearings

To replace all nylon bearings throughout the entire length of hinge.

+\$ 42.00

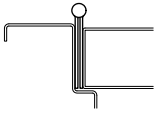
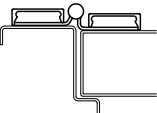
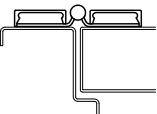
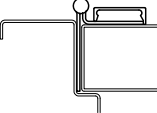
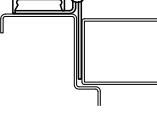
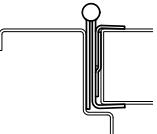

Product Number	Description	Standard Finish	Length	Suggested List Price
	FM-3500 Edge Mount Security Hinge	Satin Stainless Steel	6'8" (78.75")	\$ 624.00
		Satin Stainless Steel	7'0" (83.125")	\$ 624.00
		Satin Stainless Steel	7'2" (85.00")	\$ 736.00
		Satin Stainless Steel	8'0" (95.00")	\$ 736.00
		Satin Stainless Steel	10'0" (118.75")	\$ 895.00
	FS-3501 Full Surface Security Hinge 1/8" Inset	Satin Stainless Steel	6'8" (78.75")	\$ 687.00
		Satin Stainless Steel	7'0" (83.125")	\$ 687.00
		Satin Stainless Steel	7'2" (85.00")	\$ 786.00
		Satin Stainless Steel	8'0" (95.00")	\$ 786.00
		Satin Stainless Steel	10'0" (118.75")	\$ 988.00
	FS-3502 Full Surface Security Hinge	Satin Stainless Steel	6'8" (78.75")	\$ 687.00
		Satin Stainless Steel	7'0" (83.125")	\$ 687.00
		Satin Stainless Steel	7'2" (85.00")	\$ 786.00
		Satin Stainless Steel	8'0" (95.00")	\$ 786.00
		Satin Stainless Steel	10'0" (118.75")	\$ 988.00
  Standard	HG-3505 Hinge Guard Security Hinge	Satin Stainless Steel	6'8" (78.75")	\$ 820.00
		Satin Stainless Steel	7'0" (83.125")	\$ 820.00
		Satin Stainless Steel	7'2" (85.00")	\$ 929.00
		Satin Stainless Steel	8'0" (95.00")	\$ 929.00
		Satin Stainless Steel	10'0" (118.75")	\$ 1,101.00

- All hinges support doors weighing up to 900 pounds.
- All hinges come with UL fire rated label as standard.
- Please specify standard Phillips head screw pack or Torx with security pin (MP-39) when ordering.
- Meets ASTM F-1450A Abuse Test.
- FM 3500 can be used on 2" door.
- Hospital Tip is a standard feature at no additional charge.
- Security Fasteners – refer to page 65.
- Adjusta-Screw option is available for applicable models as shown.

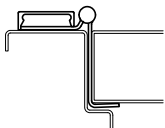
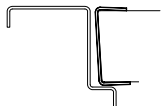

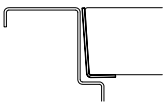
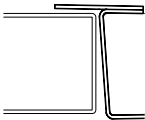

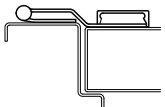


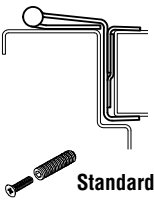
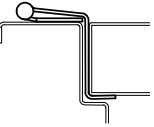
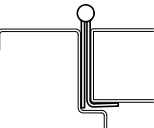
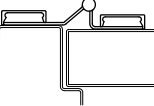
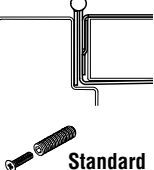
ALSO CLASSIFIED IN ACCORDANCE WITH UBC CODE STANDARD 7-2 FIRE TEST OF DOOR ASSEMBLIES FOR POSITIVE PRESSURE

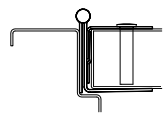


	Product Number	Description	Standard Finish	Length	Suggested List Price
	FM-300	Edge Mount Pin and Barrel Hinge	Satin Stainless Steel	6'8" (78.75")	\$ 385.00
			Satin Stainless Steel	7'0" (83.125")	\$ 385.00
			Satin Stainless Steel	7'2" (85.00")	\$ 446.00
			Satin Stainless Steel	8'0" (95.00")	\$ 446.00
			Satin Stainless Steel	10'0" (118.75")	\$ 636.00
	FS-301	Full Surface 1/8" Inset Pin and Barrel Hinge	Satin Stainless Steel	6'8" (78.75")	\$ 522.00
			Satin Stainless Steel	7'0" (83.125")	\$ 522.00
			Satin Stainless Steel	7'2" (85.00")	\$ 602.00
			Satin Stainless Steel	8'0" (95.00")	\$ 602.00
			Satin Stainless Steel	10'0" (118.75")	\$ 871.00
	FS-302	Full Surface Flush Mount Pin and Barrel Hinge	Satin Stainless Steel	6'8" (78.75")	\$ 522.00
			Satin Stainless Steel	7'0" (83.125")	\$ 522.00
			Satin Stainless Steel	7'2" (85.00")	\$ 602.00
			Satin Stainless Steel	8'0" (95.00")	\$ 602.00
			Satin Stainless Steel	10'0" (118.75")	\$ 871.00
	HS-303	Half Surface Pin and Barrel Hinge	Satin Stainless Steel	6'8" (78.75")	\$ 466.00
			Satin Stainless Steel	7'0" (83.125")	\$ 466.00
			Satin Stainless Steel	7'2" (85.00")	\$ 546.00
			Satin Stainless Steel	8'0" (95.00")	\$ 546.00
			Satin Stainless Steel	10'0" (118.75")	\$ 703.00
	HM-304	Half Mortise Pin and Barrel Hinge	Satin Stainless Steel	6'8" (78.75")	\$ 466.00
			Satin Stainless Steel	7'0" (83.125")	\$ 466.00
			Satin Stainless Steel	7'2" (85.00")	\$ 546.00
			Satin Stainless Steel	8'0" (95.00")	\$ 546.00
			Satin Stainless Steel	10'0" (118.75")	\$ 703.00
 	HG-305	Hinge/Guard Pin and Barrel Hinge	Satin Stainless Steel	6'8" (78.75")	\$ 502.00
			Satin Stainless Steel	7'0" (83.125")	\$ 502.00
			Satin Stainless Steel	7'2" (85.00")	\$ 567.00
			Satin Stainless Steel	8'0" (95.00")	\$ 567.00
			Satin Stainless Steel	10'0" (118.75")	\$ 829.00

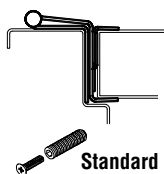
MARKER

	Product Number	Description	Standard Finish	Length	Suggested List Price
	HG-306	Hinge/Guard Pin and Barrel Hinge	Satin Stainless Steel	6'8" (78.75")	\$ 485.00
			Satin Stainless Steel	7'0" (83.125")	\$ 485.00
			Satin Stainless Steel	7'2" (85.00")	\$ 569.00
			Satin Stainless Steel	8'0" (95.00")	\$ 569.00
			Satin Stainless Steel	10'0" (118.75")	\$ 718.00
  Optional	EG-308	Edge Guard *Use attached order form on page 93.	Satin Stainless Steel	6'8" (78.75")	\$ 216.00
			Satin Stainless Steel	7'0" (83.125")	\$ 216.00
			Satin Stainless Steel	7'2" (85.00")	\$ 240.00
			Satin Stainless Steel	8'0" (95.00")	\$ 240.00
			Satin Stainless Steel	10'0" (118.75")	\$ 311.00
	EG-C-308	Edge Guard *Use attached order form on page 93.	Satin Stainless Steel	6'8" (78.75")	\$ 184.00
			Satin Stainless Steel	7'0" (83.125")	\$ 184.00
			Satin Stainless Steel	7'2" (85.00")	\$ 208.00
			Satin Stainless Steel	8'0" (95.00")	\$ 208.00
			Satin Stainless Steel	10'0" (118.75")	\$ 269.00
  Optional	EG-T-308	Edge Guard *Use attached order form on page 93.	Satin Stainless Steel	6'8" (78.75")	\$ 249.00
			Satin Stainless Steel	7'0" (83.125")	\$ 249.00
			Satin Stainless Steel	7'2" (85.00")	\$ 290.00
			Satin Stainless Steel	8'0" (95.00")	\$ 290.00
			Satin Stainless Steel	10'0" (118.75")	\$ 370.00
	FS/SC-309	Full Surface Swing Clear Pin and Barrel Hinge	Satin Stainless Steel	6'8" (78.75")	\$ 569.00
			Satin Stainless Steel	7'0" (83.125")	\$ 569.00
			Satin Stainless Steel	7'2" (85.00")	\$ 658.00
			Satin Stainless Steel	8'0" (95.00")	\$ 658.00
			Satin Stainless Steel	10'0" (118.75")	\$ 820.00

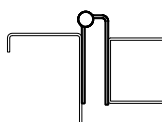
	Product Number	Description	Standard Finish	Length	Suggested List Price
	HG-310	Swing Clear Hinge/Guard Pin and Barrel Hinge	Satin Stainless Steel	6'8" (78.75")	\$ 658.00
			Satin Stainless Steel	7'0" (83.125")	\$ 658.00
			Satin Stainless Steel	7'2" (85.00")	\$ 748.00
			Satin Stainless Steel	8'0" (95.00")	\$ 748.00
			Satin Stainless Steel	10'0" (118.75")	\$ 961.00
	HG-311	Swing Clear Hinge/Guard Pin and Barrel Hinge	Satin Stainless Steel	6'8" (78.75")	\$ 509.00
			Satin Stainless Steel	7'0" (83.125")	\$ 509.00
			Satin Stainless Steel	7'2" (85.00")	\$ 583.00
			Satin Stainless Steel	8'0" (95.00")	\$ 583.00
			Satin Stainless Steel	10'0" (118.75")	\$ 746.00
	HG-315	Edge Mount Hinge/Guard Pin and Barrel Hinge	Satin Stainless Steel	6'8" (78.75")	\$ 469.00
			Satin Stainless Steel	7'0" (83.125")	\$ 469.00
			Satin Stainless Steel	7'2" (85.00")	\$ 531.00
			Satin Stainless Steel	8'0" (95.00")	\$ 531.00
			Satin Stainless Steel	10'0" (118.75")	\$ 785.00
	FS-321	Full Surface 3/4" Offset Pin and Barrel Hinge	Satin Stainless Steel	6'8" (78.75")	\$ 618.00
			Satin Stainless Steel	7'0" (83.125")	\$ 618.00
			Satin Stainless Steel	7'2" (85.00")	\$ 706.00
			Satin Stainless Steel	8'0" (95.00")	\$ 706.00
			Satin Stainless Steel	10'0" (118.75")	\$ 954.00
	HG-322	Edge Mount Hinge/Guard Pin and Barrel Hinge	Satin Stainless Steel	6'8" (78.75")	\$ 724.00
			Satin Stainless Steel	7'0" (83.125")	\$ 724.00
			Satin Stainless Steel	7'2" (85.00")	\$ 838.00
			Satin Stainless Steel	8'0" (95.00")	\$ 838.00
			Satin Stainless Steel	10'0" (118.75")	\$ 1,078.00



Product Number	Description	Standard Finish	Length	Suggested List Price
HG-323	Edge Mount Hinge/Guard Pin and Barrel Hinge	Satin Stainless Steel	6'8" (78.75")	\$ 724.00
		Satin Stainless Steel	7'0" (83.125")	\$ 724.00
		Satin Stainless Steel	7'2" (85.00")	\$ 838.00
		Satin Stainless Steel	8'0" (95.00")	\$ 838.00
		Satin Stainless Steel	10'0" (118.75")	\$ 1,078.00



HG-326	Swing Clear Hinge/Guard Pin and Barrel Hinge	Satin Stainless Steel	6'8" (78.75")	\$ 706.00
		Satin Stainless Steel	7'0" (83.125")	\$ 706.00
		Satin Stainless Steel	7'2" (85.00")	\$ 814.00
		Satin Stainless Steel	8'0" (95.00")	\$ 814.00
		Satin Stainless Steel	10'0" (118.75")	\$ 1,053.00



FM-327	Edge Mount Safety Hinge Pin and Barrel Hinge	Satin Stainless Steel	6'8" (78.75")	\$ 608.00	
		Satin Stainless Steel	7'0" (83.125")	\$ 608.00	
		NON-FIRE RATED	Satin Stainless Steel	7'2" (85.00")	\$ 691.00
		Satin Stainless Steel	8'0" (95.00")	\$ 691.00	
		Satin Stainless Steel	10'0" (118.75")	\$ 878.00	

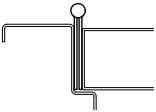
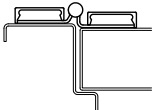
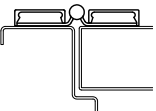
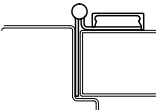
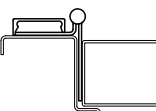
- All hinges support doors weighing up to 600 pounds.
- All applicable hinges come with UL fire rated label as standard. Please specify if WHI label is required.
- 6'8" & 7'2" hinges are handed, all others are not unless modified.
- Add \$ 25.00 list per hinge for optional MP-23 sleeve bolts.
- Adjusta-Screw Option for Edge Guards – add \$25.00 per Edge Guard.
- Bevel edge is standard for EG. Square edge is available upon request.
- Degree of bevel for EG is 88°.
- MTSP 100 is recommended for installing HG 310 & HG 311.
- Adjusta-Screw option is available for applicable models as shown.



ALSO CLASSIFIED IN ACCORDANCE WITH UBC CODE STANDARD 7-2 FIRE TEST OF DOOR ASSEMBLIES FOR POSITIVE PRESSURE



LISTED MISCELLANEOUS FIREDOOR ACCESSORY 8N60 MARKAR ARCHITECTURAL PRODUCTS, INC.

	Product Number	Description	Standard Finish	Length	Suggested List Price
	FM-200	Edge Mount Pin and Barrel Hinges	Powder Coat Primer	6'8" (78.75")	\$ 257.00
			Powder Coat Primer	7'0" (83.125")	\$ 257.00
			Powder Coat Primer	7'2" (85.00")	\$ 314.00
			Powder Coat Primer	8'0" (95.00")	\$ 314.00
			Powder Coat Primer	10'0" (118.75")	\$ 396.00
	FS-201	Full Surface 1/8" Inset Pin and Barrel Hinges	Powder Coat Primer	6'8" (78.75")	\$ 330.00
			Powder Coat Primer	7'0" (83.125")	\$ 330.00
			Powder Coat Primer	7'2" (85.00")	\$ 403.00
			Powder Coat Primer	8'0" (95.00")	\$ 403.00
			Powder Coat Primer	10'0" (118.75")	\$ 511.00
	FS-202	Full Surface Flush Mount Pin and Barrel Hinges	Powder Coat Primer	6'8" (78.75")	\$ 330.00
			Powder Coat Primer	7'0" (83.125")	\$ 330.00
			Powder Coat Primer	7'2" (85.00")	\$ 403.00
			Powder Coat Primer	8'0" (95.00")	\$ 403.00
			Powder Coat Primer	10'0" (118.75")	\$ 511.00
	HS-203	Half Surface Pin and Barrel Hinges	Powder Coat Primer	6'8" (78.75")	\$ 297.00
			Powder Coat Primer	7'0" (83.125")	\$ 297.00
			Powder Coat Primer	7'2" (85.00")	\$ 363.00
			Powder Coat Primer	8'0" (95.00")	\$ 363.00
			Powder Coat Primer	10'0" (118.75")	\$ 469.00
	HM-204	Half Mortise Pin and Barrel Hinges	Powder Coat Primer	6'8" (78.75")	\$ 297.00
			Powder Coat Primer	7'0" (83.125")	\$ 297.00
			Powder Coat Primer	7'2" (85.00")	\$ 363.00
			Powder Coat Primer	8'0" (95.00")	\$ 363.00
			Powder Coat Primer	10'0" (118.75")	\$ 469.00

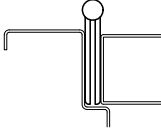
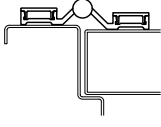
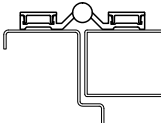
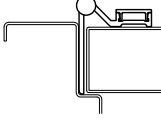
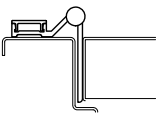
- All hinges support doors weighing up to 600 pounds.
- All hinges come with UL fire rated label as standard.
- Please specify if WHI label is required.
- 6'8" & 7'2" hinges are handed, all others are not unless modified.
- Add \$25.00 list per hinge for optional MP-23 sleeve bolts.
- Finish is powder coated gray primer.



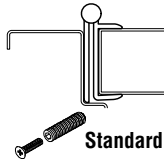
ALSO CLASSIFIED IN ACCORDANCE WITH UBC CODE STANDARD 7-2 FIRE TEST OF DOOR ASSEMBLIES FOR POSITIVE PRESSURE



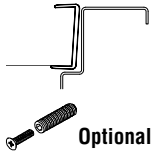
100 SERIES ALUMINUM PIN AND BARREL CONTINUOUS HINGES

	Product Number	Description	Length		Standard Finish	Suggested List Price	Standard Finish	Suggested List Price
	FM-100	Edge Mount Pin and Barrel Continuous Hinges	6'8"	(78.75")	Aluminum	\$ 327.00	Bronze	\$ 347.00
			7'0"	(83.125")	Aluminum	\$ 327.00	Bronze	\$ 347.00
			7'2"	(85.00")	Aluminum	\$ 379.00	Bronze	\$ 445.00
			8'0"	(95.00")	Aluminum	\$ 379.00	Bronze	\$ 445.00
			10'0"	(118.75")	Aluminum	\$ 557.00	Bronze	\$ 656.00
	FS-101	Full Surface 1/8" Inset Pin and Barrel Continuous Hinges	6'8"	(78.75")	Aluminum	\$ 388.00	Bronze	\$ 494.00
			7'0"	(83.125")	Aluminum	\$ 388.00	Bronze	\$ 494.00
			7'2"	(85.00")	Aluminum	\$ 460.00	Bronze	\$ 569.00
			8'0"	(95.00")	Aluminum	\$ 460.00	Bronze	\$ 569.00
	FS-102	Full Surface Pin and Barrel Continuous Hinges	6'8"	(78.75")	Aluminum	\$ 388.00	Bronze	\$ 494.00
			7'0"	(83.125")	Aluminum	\$ 388.00	Bronze	\$ 494.00
			7'2"	(85.00")	Aluminum	\$ 460.00	Bronze	\$ 569.00
			8'0"	(95.00")	Aluminum	\$ 460.00	Bronze	\$ 569.00
	HS-103	Half Surface Pin and Barrel Continuous Hinges	6'8"	(78.75")	Aluminum	\$ 379.00	Bronze	\$ 454.00
			7'0"	(83.125")	Aluminum	\$ 379.00	Bronze	\$ 454.00
			7'2"	(85.00")	Aluminum	\$ 445.00	Bronze	\$ 544.00
			8'0"	(95.00")	Aluminum	\$ 445.00	Bronze	\$ 544.00
	HM-104	Half Mortise Pin and Barrel Continuous Hinges	6'8"	(78.75")	Aluminum	\$ 379.00	Bronze	\$ 454.00
			7'0"	(83.125")	Aluminum	\$ 379.00	Bronze	\$ 454.00
			7'2"	(85.00")	Aluminum	\$ 445.00	Bronze	\$ 544.00
			8'0"	(95.00")	Aluminum	\$ 445.00	Bronze	\$ 544.00

MARKER



Product Number	Description	Length		Standard Finish	Suggested List Price	Standard Finish	Suggested List Price
HG-105	Hinge/Guard Pin and Barrel Continuous Hinges	6'8"	(78.75")	Aluminum	\$ 429.00	Bronze	\$ 471.00
		7'0"	(83.125")	Aluminum	\$ 429.00	Bronze	\$ 471.00
		7'2"	(85.00")	Aluminum	\$ 494.00	Bronze	\$ 534.00
		8'0"	(95.00")	Aluminum	\$ 494.00	Bronze	\$ 534.00

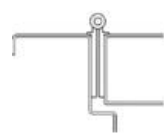


EG-108	Edge Guard Pin and Barrel Continuous Hinges	6'8"	(78.75")	Aluminum	\$ 177.00	Bronze	\$ 185.00
		7'0"	(83.125")	Aluminum	\$ 177.00	Bronze	\$ 185.00
		7'2"	(85.00")	Aluminum	\$ 199.00	Bronze	\$ 216.00
		8'0"	(95.00")	Aluminum	\$ 199.00	Bronze	\$ 216.00

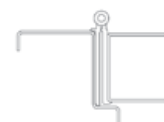
*Use attached order form on page 93.

- All hinges support doors weighing up to 600 pounds.
- 6'8" & 7'2" hinges are handed, all others are not unless modified.
- Add \$46.00 list per hinge for optional MP-20 Molly Jack Nuts.
- Add \$31.00 list per hinge for optional MP-22 sleeve bolts.
- Aluminum 628 clear anodized.
- Bronze 313 dark bronze anodized.
- Adjusta-Screw option available for applicable models as shown.





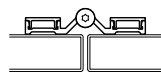
Product Number	Description	Length	Standard Finish	Suggested List Price	Standard Finish	Suggested List Price
FM-1100	Edge Mount Self Aligning Pin and Barrel Continuous Hinges	6'8" (78.75")	Aluminum	\$ 274.00	Bronze	\$ 297.00
		7'0" (83.125")	Aluminum	\$ 274.00	Bronze	\$ 297.00
		7'2" (85.00")	Aluminum	\$ 323.00	Bronze	\$ 356.00
		8'0" (95.00")	Aluminum	\$ 323.00	Bronze	\$ 356.00



FM-1111	Edge Mount Self Aligning Pin and Barrel Continuous Hinges	6'8" (78.75")	Aluminum	\$ 281.00	Bronze	\$ 305.00
		7'0" (83.125")	Aluminum	\$ 281.00	Bronze	\$ 305.00
		7'2" (85.00")	Aluminum	\$ 330.00	Bronze	\$ 363.00
		8'0" (95.00")	Aluminum	\$ 330.00	Bronze	\$ 363.00

- All hinges support doors weighing up to 300 pounds.
- 6'8" & 7'2" hinges are handed, all others are not.
- Add \$46.00 list per hinge for optional MP-20 Molly Jack Nuts.
- Add \$31.00 list per hinge for optional MP-22 sleeve bolts.
- Aluminum 628 clear anodized.
- Bronze 313 dark bronze anodized.

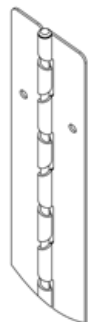
TOILET PARTITION HINGES



FS-402-TP	Flush Spring Loaded Pin and Barrel Toilet Partition Hinges *Safety lift feature available.	Bright Dip Aluminum	54"	\$ 388.00
------------------	--	---------------------	-----	-----------

FSTP10021	Gravity Type, 14 Gauge Stainless, Full Surface	20° Set to Open	54"	\$133.00
------------------	---	-----------------	-----	----------

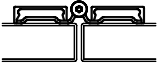
FSTP10022	Gravity Type, 14 Gauge Stainless, Full Surface	Set to Close	54"	\$133.00
------------------	---	--------------	-----	----------



- Door weight shall not exceed 80 pounds.
- Add \$35.00 for Safety Lift Feature on applicable models.
- Add \$45.00 for one-way shoulder bolt security option for FS 402 TP.
- Special length hinges (24" long minimum; less than 54") + \$83.00/hinge. (Check factory, for over 54" length). Not available on FSTP Series.



ALSO CLASSIFIED IN ACCORDANCE WITH UBC CODE STANDARD 7-2 FOR POSITIVE PRESSURE



Product Number	Description	Standard Finish	Length	Suggested List Price
FS-902-TP	Flush Spring-Loaded Pin and Barrel Toilet Partition Hinges	Satin Stainless Steel	54"	\$ 476.00

- For full function of Markar's spring-loaded hinge, door weight shall not exceed 80 pounds.
- Add \$45.00 for torx drive/torx shoulder security option.
- Special length hinges (24" long minimum, less than 54") + \$83.00/hinge. (Check with factory for over 54" length)

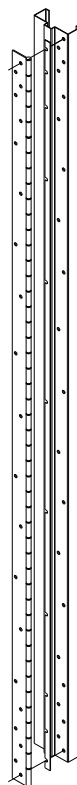
CONTINUOUS HINGE SHIMS

Product Number	Description	Properties	Length	Suggested List Price
CHS-1	Continuous Hinge Shim Slip-In Installation.	16 gauge (1/16" thickness)	6'8" (78.75")	\$ 33.00
		16 gauge (1/16" thickness)	7'0" (83.125")	\$ 34.00
		16 gauge (1/16" thickness)	8'0" (95.00")	\$ 36.00
CHS-2	Continuous Hinge Shim Hinge must be removed.	16 gauge (1/16" thickness)	6'8" (78.75")	\$ 42.00
		16 gauge (1/16" thickness)	7'0" (83.125")	\$ 45.00
		16 gauge (1/16" thickness)	8'0" (95.00")	\$ 47.00

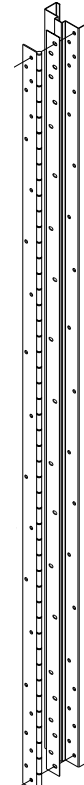
- Not available in 10'0" length.
- Cut down charge for special lengths \$23.00.
- 16 gauge Galvanneal

LET MARKAR'S CONTINUOUS HINGE SHIM SOLVE YOUR PROBLEM OF NON-SQUARE FRAMES AND IMPROPER DOOR CLEARANCES.

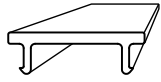
CHS-1



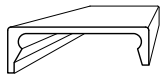
CHS-2



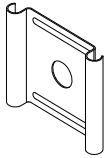
MARKAR



Product Number	Description	Length	Standard Finish	Suggested List Price	Standard Finish	Suggested List Price
MP-810	Snap-on cover 100 Series	6'8" (78.75")	Aluminum	\$ 28.00	Bronze	\$ 42.00
		7'0" (83.125")	Aluminum	\$ 28.00	Bronze	\$ 42.00
		7'2" (85.00")	Aluminum	\$ 30.00	Bronze	\$ 43.00
		8'0" (95.00")	Aluminum	\$ 32.00	Bronze	\$ 46.00
		10'0" (118.00")	Aluminum	\$ 38.00	Bronze	\$ 57.00
		54"			Bright Dip	\$ 17.00
		57"			Bright Dip	\$ 17.00

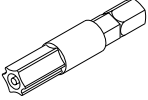
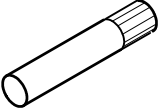
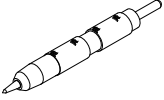
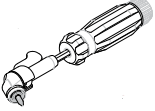
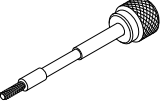
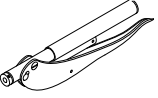
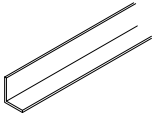
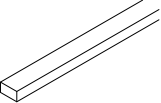


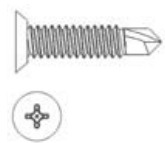
MP-506	Snap-on cover 200 and 300 Series	6'8" (78.75")	Mill	\$ 33.00	Brushed	\$ 50.00
		7'0" (83.125")	Mill	\$ 33.00	Brushed	\$ 50.00
		7'2" (85.00")	Mill	\$ 34.00	Brushed	\$ 53.00
		8'0" (95.00")	Mill	\$ 36.00	Brushed	\$ 56.00
		10'0" (118.00")	Mill	\$ 46.00	Brushed	\$ 70.00



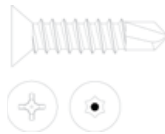
Product Number	Description	Suggested List Price
MP-606	Cover clip For attaching MP-506 cover caps to surface mounted 200 and 300 series hinge leaves (Quantity 20).	\$ 17.00

MARKAR

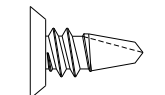
	Product Number	Description	Suggested List Price
	MT-T-20	Used on MP-39, 52, 54, and 55.	\$ 9.00
	MT-T-27	Used on MP-49 and to adjust 400 and 900 series spring-loaded hinges.	\$ 9.00
	MT-T-15	Used on MP-61.	\$ 9.00
	MP-36	Knurl pin replacement for spring-loaded toilet partition hinges.	\$ 7.00
	MT-LHT	3/8 - 16 left hand tap.	\$ 51.00
	MT-806	Center punch for centering screw holes when installing hinges and countersunk hardware.	\$ 17.00
	MTSP100	Right angle skewdriver used for installing HG-310 and HG-311 hinge/guards.	\$ 91.00
	MT-R-2	Installer rod for installing Molly Jack nuts with MT-1956 installer (6S-JN 10-24 nuts).	\$ 62.00
	MT-R-3	Installer rod for installing Molly Jack nuts with MT-1956 installer (8S-JN 1/4-20 nuts).	\$ 62.00
	MT-1956	Molly Jack Nut installer includes 1/4-20 installer rod.	\$ 524.00
	MP-AB	Angle Board heavy-duty cardboard angles for shipping hinge cartons. 90" (Single).	\$ 10.00
		Angle Board heavy-duty cardboard angles for shipping hinge cartons. 90" (20-Piece).	\$ 129.00
	MP-UBOX	Hinge Carton. Please specify (a) Length (b) 1" x 3" (c) 1-1/2" x 3".	\$ 12.00



Product Number	Description	Properties	Suggested List Price
	#10 x 7/8" Phillips Flat Head Undercut Self-Drilling Screw		
MP-10	Replaces MP-3 and MP-33 (Quantity 100).	410 Stainless Steel	\$ 40.00
MP-11	Replaces MP-31 and MP-27 (Quantity 100).	Black Zinc	\$ 38.00
MP-12	Replaces MP-30 and MP-26 (Quantity 100).	Zinc Plated	\$ 36.00




	#8 x 3/4" Flat Head Self-Drilling Screw		
MP-8	For attaching 100, 200, and 300 series covers (Quantity 100).	Zinc Phillips	\$ 47.00
MP-9	For attaching 100, 200, and 300 series covers (Quantity 100).	Bronze	\$ 28.00
MP-61	For attaching 100, 200, and 300 series covers (Quantity 100).	Zinc Torx	\$ 60.00



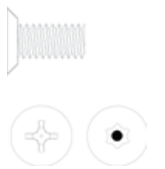
	#12 x 1/2" Phillips Flat Head Undercut Self-Drilling Screw		
MP-50	(Quantity 100).	Zinc	\$ 37.00




	1/4-20 x 3/4" Flat Head Machine Screw		
MP-16	For reinforcing pivots on metal (Quantity 100).	Zinc Phillips	\$ 38.00
MP-63	For reinforcing pivots on metal (Quantity 100).	Zinc Torx	\$ 39.00



	#10 x 1-1/4" Flat Head Undercut Sheet Metal Screw		
MP-28	For edge mounting to wood (Quantity 100).	Zinc Phillips	\$ 36.00
MP-29	For edge mounting to wood (Quantity 100).	Bronze Phillips	\$ 33.00
MP-32	For edge mounting to wood (Quantity 100).	Stainless Steel Phillips	\$ 40.00
MP-54	For edge mounting to wood (Quantity 100).	Stainless Steel Torx	\$ 71.00










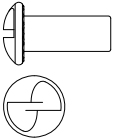
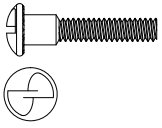
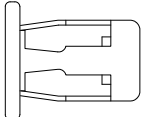
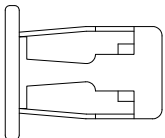
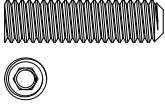
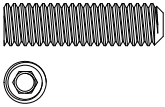
	12-24 x 3/4" Flat Head Undercut Machine Screw		
MP-66	Used with MP-58/3500 series for edge mounting to metal (Q. 100).	Stainless Steel Phillips	\$ 47.00
MP-67	Used with MP-58/3500 series for edge mounting to metal (Q. 100).	Stainless Steel Torx	\$ 54.00

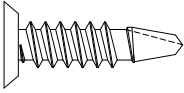
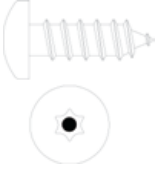
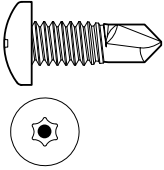
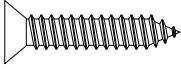
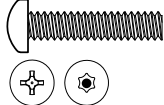


	10-32 x 3/4" Flat Head Machine Screw		
MP-7	Used with MP-25 Adjusta-Screw (Quantity 100).	Stainless Steel Phillips	\$ 40.00
MP-55	Used with MP-25 Adjusta-Screw (Quantity 100).	Stainless Steel Torx	\$ 66.00

MARKAR

Product Number	Description	Properties	Suggested List Price
 MP-52	10-24 x 1/2" Flat Head Undercut Machine Screw For edge mounting to metal (Quantity 100).	Stainless Steel Torx	\$ 62.00
 MP-35	12-24 x 1/2" Flat Head Machine Screw For FM-3500 security hinge (Quantity 100).	Stainless Steel Phillips	\$ 48.00
 MP-39	For FM-3500 security hinge (Quantity 100).	Stainless Steel Torx	\$ 68.00
 MP-60	12-16 x 1-1/4" Flat Head Masonry Screw (Quantity 100).	Zinc	\$ 148.00
 MP-22	1/4-20 x 1-3/4" Sleeve Bolt For surface mounting to wood (Quantity 100).	Aluminum	\$ 191.00
MP-23	For surface mounting to wood (Quantity 100).	Steel	\$ 235.00
MP-56	For surface mounting to wood (Quantity 100).	Bronze	\$ 203.00

	Product Number	Description	Properties	Suggested List Price
	MP-24	1/4-20 x 1-3/8" Sleeve Bolt For surface mounting to wood (Quantity 100).	Aluminum	\$ 189.00
	MP-21	10-24 x 1-3/4" Sleeve Bolt For surface mounting to wood (Quantity 100).	Aluminum	\$ 182.00
	MP-34	For surface mounting to wood (Quantity 100).	Steel	\$ 234.00
	MP-38	10-24 x 5/8" One Way Truss Head Sleeve Bolt For surface mount toilet partition hinges. Consult factory for pricing and availability.	Chrome	Consult Factory
	MP-37	10-24 x 1-1/8" One Way Truss Head Shoulder Bolt For surface mount toilet partition hinges. Consult factory for pricing and availability.	Chrome	Consult Factory
	MP-19	6 SJN 10-24 Molly Jack Nut 3/8" hole (Quantity 100).	Zinc	\$ 136.00
	MP-20	8 SJN 1/4-20 Molly Jack Nut 7/16" hole (Quantity 100).	Zinc	\$ 124.00
	MP-25	1-3/8" Adjusta-Screw With 10-32 Internal Thread and Hex Head Adjustment Right Hand used with MP-7 screw (Quantity 100).		\$ 129.00
	MP-57	Left Hand used with MP-7 screw (Quantity 100). Note: 5/16" pilot hole required for 3/8" - 16 tap. 12 ga. reinforcement required.		\$ 173.00
	MP-58	1-3/8" Adjusta-Screw With 12-24 Internal Thread and Hex Head Adjustment Right Hand used with MP-66 (Quantity 100). 12 ga. reinforcement required.		\$ 129.00

Product Number	Description	Properties	Suggested List Price
	MP-53 #10 x 3/4" Phillips Flat Head Undercut Self-Drilling Screw For edge mounting to wood (Quantity 100).	Zinc	\$ 36.00
	MP-49 #14 x 3/4" T-27 Torx Button Head Sheet Metal Screw (Quantity 100).	Stainless	\$ 66.00
	MP-62 1/4-20 x 3/4" Pan Head Self-Drilling Screw For surface mounting to metal (Quantity 100).	Zinc Torx	\$ 39.00
	MP-18 #14 x 1-1/4" T-27 Phillips Flat Head Sheet Metal Screw For mounting reinforcing pivots to wood (Quantity 100).	Zinc	\$ 22.00
	MP-14 1/4-20 x 1" Pan Head Machine Screw For surface mounting to metal (Quantity 100). MP-65 For surface mounting to metal (Quantity 100).	Zinc Phillips Torx	\$ 37.00 \$ 75.00

THE FOLLOWING INFORMATION REPRESENTS THE TOTAL NUMBER OF FASTENERS PER HINGE.

Edge Mount Hinges

For hinge models **FM-100, FM-1100, & FM-1111 AL**

up to 95"

MP-28	#10X1-1/4" PFHSMS U/C, Zinc	46	
MP-12	#10X7/8" PFH U/C, S.D., Zinc	46	

For hinge models **FM-100, FM-1100, & FM-1111 BR**

up to 95"

MP-29	#10X1-1/4" PFHSMS U/C, Black	46	
MP-11	#10X7/8" PFH U/C, S.D., Black	46	

For hinge model **FM 200 Prime**

up to 112"

over 112"

MP-28	#10X1-1/4" PFHSMS U/C, Zinc	46	69
MP-12	#10X7/8" PFH U/C, S.D., Zinc	46	69

For hinge models **FM-300, HG-311, HG-315, HG 323 & FM-327**

up to 112"

over 112"

MP-32	#10X1-1/4" PFH U/C, Stainless	46	69
MP-10	#10X7/8" PFH U/C, S.D., 410 S.S.	46	69

For hinge model **HG 323**

MP-32	#10X1-1/4" PFH U/C, Stainless	23	46
MP-10	#10X7/8" PFH U/C, S.D., 410 S.S.	33	58
MP-34	10-24X1-3/4" Sleeve Bolt, S.S.	10	12

For hinge guard model **HG-105 AL**

up to 112"

over 112"

MP-28	#10X1-1/4" PFHSMS U/C, Zinc	46	92
MP-12	#10X7/8" PFH U/C, S.D., Zinc	46	92
MP -1	10-32X3/4" PFH U/C, Aluminum	23	46
MP- 25	1-3/8" RH Adj. Screw, 10-32 int.	23	46

For hinge guard model **HG-105 BR**

up to 112"

over 112"

MP-29	#10X1-1/4" PFHSMS U/C, Black	46	69
MP-11	#10X7/8" PFH U/C, S.D., Black	46	69
MP-2	10-32X3/4" PFH U/C, Bronze	23	46
MP-25	1-3/8" RH Adj. Screw, 10-32 int.	23	46

For hinge guard models **HG-305, HG-310, HG-322 & HG-326**

up to 112"

over 112"

MP-32	#10X1-1/4" PFH U/C, Stainless	46	69
MP-7	10-32X3/4" PFH U/C, Stainless	23	46
MP-25	1-3/8" RH Adj. Screw, 10-32 int.	23	46
MP-10	#10X7/8" PFH U/C, S.D., 410 S.S.	23	46

For edge/guard models **EG-308, EG-C-308 & EG-T-308**

up to 112"

over 112"

MP-32	#10X1-1/4" PFH U/C, Stainless	12	24
MP-7(Adjustable	10-32X3/4" PFH U/C, Stainless	12	24
MP-25 option)	1-3/8" RH Adj. Screw, 10-32 int.	12	24

Edge Mount Hinges continued

For security hinge model FM-3500		up to 112"	over 112"
MP-35	12-24X1/2" PFHMS U/C, Stainless	46	92
For security hinge model HG 3505		up to 112"	over 112"
MP-66	12-24X3/4" PFHMS U/C, Stainless	46	92
MP-58	1-3/8" RH Adj. Screw, 12-24 int.	23	46

Full Surface Hinges

For models FS-101, FS-102 AL			up to 95"	For models FS 101, 102 BR			up to 95"
MP-62	1/4-20X3/4" PPH Tek, S.D., Zinc	36		MP-62	1/4-20X3/4" PPH Tek, S.D., Zinc	36	
MP-8	#8X3/4" PFH Tek, Zinc	2		MP-8	#8X3/4" PFH Tek, Zinc	2	
MP-9	#8X3/4" PFH Tek, Bronze	2		MP-9	#8X3/4" PFH Tek, Bronze	2	
Sleeve bolt option for FS-101, FS-102 AL			up to 95"	Sleeve bolt option for FS-101, FS-102 BR			up to 95"
MP-14	1/4-20X1" PPHMS, Zinc	18		MP-14	1/4-20X1" PPHMS, Zinc	18	
MP-8	8x3/4" PFH tek. zinc	2		MP-9	#8X3/4" PFH Tek, Bronze	2	
MP-22	1/4-20X1-3/4" Sleevebolt, Alum.	18		MP-56	1/4-20X1-3/4" Sleevebolt, Brz.	18	
MP-62	1/4-20X3/4" PPH Tek, S.D., Zinc	18		MP-62	1/4-20X3/4" PPH Tek, S.D., Zinc	18	

For models FS-201, FS-202, FS-301, FS-302 & FS-321		up to 112"	over 112"
MP-62	1/4-20X3/4" PPH Tek, S.D., Zinc	32	48
MP-8	#8X3/4" PFH Tek, Zinc	4	6
MP-606	Cover Clip	12	18

Sleeve bolt option for FS-201, FS-202, FS-301, FS-302 & FS 321			
MP-14	1/4-20X1" PPHMS, Zinc	16	32
MP-8	#8X3/4" PFH Tek, Zinc	4	8
MP-606	Cover Clip	12	24
MP-23	1/4-20X1-3/4" Sleevebolt, S.S.	16	32
MP-62	1/4-20X3/4" PPH Tek, S.D., Zinc	16	32

For swing clear model FS/SC-309		up to 112"	over 112"
MP-10	#10X7/8" PFH U/C, S.D., 410 S.S.	23	46
MP-32	#10X1-1/4" PFH U/C, Stainless	23	46
MP-62	1/4-20X3/4" PPH Tek, S.D., Zinc	16	32
MP-8	#8X3/4" PFH Tek, Zinc	2	4
MP 606	Cover Clip	6	12

For sleeve bolt option for FS/SC-309			
MP-14	1/4-20X1" PPHMS, Zinc	16	32
MP-8	#8X3/4" PFH Tek, Zinc	2	4
MP-606	Cover Clip	6	12
MP-23	1/4-20X1-3/4" Sleevebolt, S.S.	16	32

For security hinge model FS-3501, FS-3502		up to 112"	over 112"
MP-35	12-24X1/2" PFHMS U/C, Stainless	46	92

Half Surface & Half Mortise Hinges

For hinge models **HS-103 & HM-104 AL** up to 95"

MP-63	1/4-20X3/4" PPH Tek, Torx, Zinc	18
MP-8	#8X3/4" PFH Tek, Zinc	1
MP-9	#8X3/4" PFH Tek, Bronze	1
MP-28	#10X1-1/4" PFHSMS U/C, Zinc	23
MP-12	#10X7/8" PFH U/C, S.D., Zinc	23

Sleeve bolt option for **HS-103 & HM-104 AL** up to 95"

MP-14	1/4-20X1" PPHMS, Zinc	18
MP-8	#8X3/4" PFH Tek, Zinc	1
MP-22	1/4-20X1-3/4" Sleevebolt, Alum.	18

For hinge models **HS 103 & HM-104 BR** up to 95"

MP-63	1/4-20X3/4" PPH Tek, Torx, Zinc	18
MP-8	#8X3/4" PFH Tek, Zinc	1
MP-9	#8X3/4" PFH Tek, Bronze	1
MP-29	#10X1-1/4" PFHSMS U/C, Black	23
MP-11	#10X7/8" PFH U/C, S.D., Black	23

Sleeve bolt option for **HS-103& HM-104 BR** up to 95"

MP-14	1/4-20X1" PPHMS, Zinc	18
MP-9	#8X3/4" PFH Tek, Bronze	1
MP-56	1/4-20X1-3/4" Sleevebolt, Brz.	18

For hinge models **HS-203 & HM-204** up to 112" over 112"

MP-63	1/4-20X3/4" PPH Tek, Torx, Zinc	16	32
MP-8	#8X3/4" PFH Tek, Zinc	2	4
MP-606	Cover Clip	6	12
MP-28	#10X1-1/4" PFHSMS U/C, Zinc	23	46
MP-12	#10X7/8" PFH U/C, S.D., Zinc	23	46

Sleeve bolt option for **HS-203 & HM-204** up to 112" over 112"

MP-14	1/4-20X1" PPHMS, Zinc	16	32
MP-8	#8X3/4" PFH Tek, Zinc	4	8
MP-606	Cover Clip	6	12
MP-23	1/4-20X1-3/4" Sleevebolt, S.S.	16	32

For hinge models **HS-303, HM-304 & HG 306** up to 112" over 112"

MP-32	#10X1-1/4" PFH U/C, Stainless	23	46
MP-10	#10X7/8" PFH U/C, S.D., 410 S.S.	23	46
MP-63	1/4-20X3/4" PPH Tek, Torx, Zinc	16	32
MP-606	Cover Clip	6	12
MP-8	#8X3/4" PFH Tek, Zinc	2	4

Sleeve bolt option for **HS-303, HM-304 & HG-306** up to 112" over 112"

MP-14	1/4-20X1" PPHMS, Zinc	16	32
MP-8	#8X3/4" PFH Tek, Zinc	2	4
MP-606	Cover Clip	6	12
MP-23	1/4-20X1-3/4" Sleevebolt, S.S.	16	32

Toilet Partition Hinges

For hinge models **FS 402-TP, FS 902-TP**

MP-49	#14X3/4" Torx BHSMS, Stainless	12
-------	--------------------------------	----

Reinforcing Pivots

For Pivot models **B 1921, B 1923**

MP-18	#14X1-1/4" PFHSMS, Zinc	8
-------	-------------------------	---

Security Fasteners

For models **FM 300, HG 311, HG 315, FM 327**

MP-52	10-24X1/2" Torx PFHMS, Stainless	46	92
MP-54	#10X1-1/4" Torx PFHMS U/C, SS	46	92

MARKAR

OUR FASTENERS ARE PACKAGED PER HINGE LEAF.

THE FOLLOWING INFORMATION REPRESENTS THE TYPES OF FASTENERS FOUND IN EACH PACK.

M91-0026-630 SS Mortise Leaf

MP#	Description	Model #'s
MP-32	#10X1-1/4" PFH U/C, Stainless	300, 303, 304, 305, 306, 309, 310, 311, 315, 322, 323, 326, 327
MP-10	#10X7/8" PFH U/C, S.D., 410 S.S.	300, 303, 304, 305, 306, 309, 310, 311, 315, 322, 323, 326, 327

M91-0002-630 SS Guard Leaf

MP#	Description	Model #'s
MP-32	#10X1-1/4" PFH U/C, Stainless	305, 310, 322, 326
MP-7	10-32X3/4" PFH U/C, Stainless	305, 310, 322, 326
MP-25	1-3/8" RH Adj. Screw, 10-32 int.	305, 310, 322, 326

M91-0003-630 SS/Prime Surface Leaf

MP#	Description	Model #'s
MP-62	1/4-20X3/4" PPH Tek, Torx, Zinc	301, 302, 303, 304, 306, 309, 321, 201, 202, 203, 204
MP-8	#8X3/4" PFH Tek, Zinc	301, 302, 303, 304, 306, 309, 321, 201, 202, 203, 204
MP-606	Cover Clip	301, 302, 303, 304, 306, 309, 321, 201, 202, 203, 204

M91-0001-626 AL/Prime Mortise Leaf

MP#	Description	Model #'s
MP-28	#10X1-1/4" PFHSMS U/C, Zinc	100, 103, 104, 105, 1100, 1111, 200, 203, 204
MP-12	#10X7/8" PFH U/C, S.D., Zinc	100, 103, 104, 105, 1100, 1111, 200, 203, 204

M91-0001-313 Brz Mortise Leaf

MP#	Description	Model #'s
MP-29	#10X1-1/4" PFHSMS U/C, Black	100, 103, 104, 105, 1100, 1111
MP-11	#10X7/8" PFH U/C, S.D., Black	100, 103, 104, 105, 1100, 1111

M91-0002-626 AL Guard Leaf

MP#	Description	Model #'s
MP-12	#10X7/8" PFH U/C, S.D., Zinc	105
MP-28	#10X1-1/4" PFHSMS U/C, Zinc	105
MP-1	10-32X3/4" PFH U/C, Aluminum	105
MP-25	1-3/8" RH Adj. Screw, 10-32 int.	105

M91-0002-313 Brz Guard Leaf

MP#	Description	Model #'s
MP-29	#10X1-1/4" PFHSMS U/C, Black	105
MP-11	#10X7/8" PFH U/C, S.D., Black	105
MP-2	10-32X3/4" PFH U/C, Bronze	105
MP-25	1-3/8" RH Adj. Screw, 10-32 int.	105

M91-0003-626 AL/Brz Surface Leaf

MP#	Description	Model #'s
MP-62	1/4-20X3/4" PPH Tek, Torx, Zinc	101, 102, 103, 104
MP-8	#8X3/4" PFH Tek, Zinc	101, 102, 103, 104
MP-9	#8X3/4" PFH Tek, Bronze	101, 102, 103, 104

M91-0020-630 SP8SS EG08, 08T, 08C

MP#	Description	Model #'s
MP-32	#10X1-1/4" PFH U/C, Stainless	308, 308T, 308C

M91-0011-630 SP8SS 3500 Series

MP#	Description	Model #'s
MP-35	12-24X1/2" PFHMS U/C, Stainless	3500, 3501, 3502

18234 SP8SS HG-3505

MP#	Description	Model #'s
MP-7	10-32X3/4" PFH U/C, Stainless	3505
MP-32	#10X1-1/4" PFH U/C, Stainless	3505
MP-25	1-3/8" RH Adj. Screw, 10-32 int.	3505

M91-0003-313 Brz Sleevebolt

MP#	Description	Model #'s
MP-14	1/4-20X1" PPHMS, Zinc	101, 102, 103, 104
MP-9	#8X3/4" PFH Tek, Bronze	101, 102, 103, 104
MP-56	1/4-20X1-3/4" Sleevebolt, Brz.	101, 102, 103, 104
MP-62	1/4-20X3/4" PPH Tek, Torx, Zinc	101, 102, 103, 104

M91-0004-626 AL Sleevebolt

MP#	Description	Model #'s
MP-14	1/4-20X1" PPHMS, Zinc	101, 102, 103, 104
MP-8	#8X3/4" PFH Tek, Zinc	101, 102, 103, 104
MP-22	1/4-20X1-3/4" Sleevebolt, Alum.	101, 102, 103, 104
MP-62	1/4-20X3/4" PPH Tek, Torx, Zinc	101, 102, 103, 104

M91-0004-630 SS/Prime Sleevebolt

MP#	Description	Model #'s
MP-14	1/4-20X1" PPHMS, Zinc	301, 302, 303, 304, 306, 309, 321, 201, 202, 203, 204
MP-8	#8X3/4" PFH Tek, Zinc	301, 302, 303, 304, 306, 309, 321, 201, 202, 203, 204
MP-606	Cover Clip	301, 302, 303, 304, 306, 309, 321, 201, 202, 203, 204
MP-23	1/4-20X1-3/4" Sleevebolt, S.S.	301, 302, 303, 304, 306, 309, 321, 201, 202, 203, 204
MP-62	1/4-20X3/4" PPH Tek, Torx, Zinc	301, 302, 303, 304, 306, 309, 321, 201, 202, 203, 204

M91-0005-630 SS Adj. EG Screw Pack

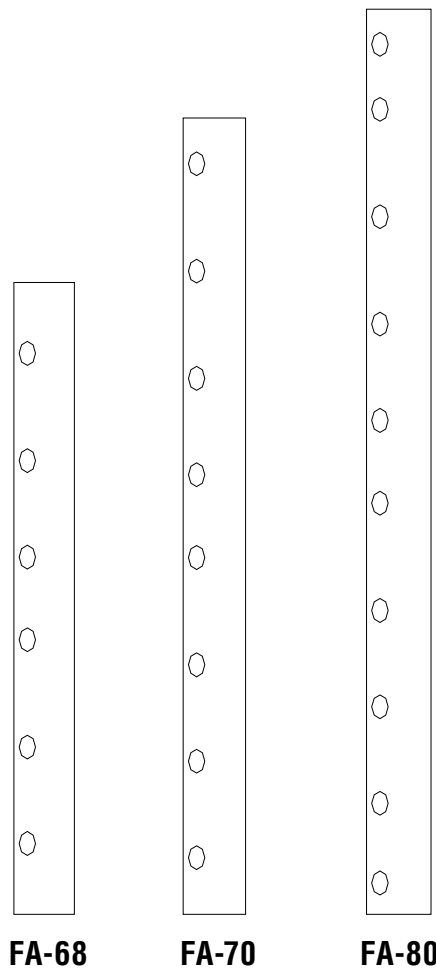
MP#	Description	Model #'s
MP-7	10-32X3/4" PFH U/C, Stainless	308, 308T, 308C
MP-25	1-3/8" RH Adj. Screw, 10-32 int.	308, 308T, 308C

M91-0006-630 SS Mortise Torx Security

MP#	Description	Where Used?
MP-52	10-24X1/2" Torx PFHMS, Stainless	300, 303, 304, 305, 306, 309, 310, 311, 315, 322, 323, 326, 327
MP-54	#10X1-1/4" Torx PFHMS U/C, SS	300, 303, 304, 305, 306, 309, 310, 311, 315, 322, 323, 326, 327

Product Number	Description	Standard Finish	Length	Suggested List Price
FA-68	Flat Astragal (each)	Powder Coat Gray Primer	For 6'8" door	\$ 40.00
FA-70	Flat Astragal (each)	Powder Coat Gray Primer	For 7'0" door	\$ 40.00
FA-80	Flat Astragal (each)	Powder Coat Gray Primer	For 8'0" door	\$ 43.00

- Holes are countersunk and equally spaced.
- 1/8" x 1-3/4" HRPO.
- Includes one package of #6 x 1" F.H.S.M. screws.
- Meets ASTM F-1450A Abuse Test.



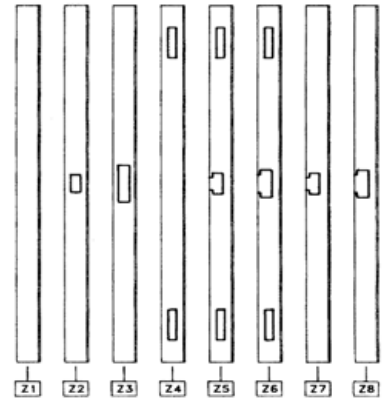


Product Number	Description (Hardware Cutouts)	Standard Finish	Length	Suggested List Price	Up To Length	Suggested List Price
Z1	Blank	Powder Coat Gray Primer	6'8" - 7'0"	\$ 59.00	8'0"	\$ 61.00
Z2	161 Latch 1-1/8" x 2-1/4"	Powder Coat Gray Primer	6'8" - 7'0"	\$ 65.00	8'0"	\$ 69.00
Z3	86 Mortise Lock 1-1/4" x 8"	Powder Coat Gray Primer	6'8" - 7'0"	\$ 65.00	8'0"	\$ 69.00
Z4	Flush Bolts (2) 1" x 6-3/4"	Powder Coat Gray Primer	6'8" - 7'0"	\$ 71.00	8'0"	\$ 74.00
Z5	Flush Bolts (2) 161 small strike 1" x 6-3/4" and 1-1/8" x 2-3/4"	Powder Coat Gray Primer	6'8" - 7'0"	\$ 74.00	8'0"	\$ 77.00
Z6	Flush Bolts (2) ASA strike 1" x 6-3/4" and 1-1/4" x 4-7/8"	Powder Coat Gray Primer	6'8" - 7'0"	\$ 74.00	8'0"	\$ 77.00
Z7	161 small strike 1-1/8" x 2-3/4"	Powder Coat Gray Primer	6'8" - 7'0"	\$ 65.00	8'0"	\$ 69.00
Z8	ASA strike 1-1/4" x 4-7/8"	Powder Coat Gray Primer	6'8" - 7'0"	\$ 65.00	8'0"	\$ 69.00

- Z Astragals are manufactured from 14 gauge (.075") Galvanneal.
- Holes are punched and countersunk to receive #10 x 1/4" Philips F.H.M.S.

WHEN ORDERING, PLEASE INDICATE THE FOLLOWING:

- Astragal number.
- Hand.
- Active/Inactive.
- Nominal door height.
- Give door mfr. name. We will locate hardware cutouts to match or give location from top of door to top of each cutout.
- Specify square or bevel edge.
- If you prefer another finish to the standard finish, please specify.



DOOR EDGE GUARDS AND ASTRAGALS FOR WOOD AND PLASTIC-FACE COMPOSITE DOORS**GENERAL SPECIFICATIONS****Material:**

Edge guards are fabricated from 18 gauge (.049") galvn.
Attached astragals are fabricated from 16 gauge (.065") galvn.

Flat astragals (Set # .96TB) are fabricated from 1/8" HRPO
edge bar stock.

Finish

Standard finish for edge guards and astragals are beige
powder coat primer unless otherwise specified.

Mounting:

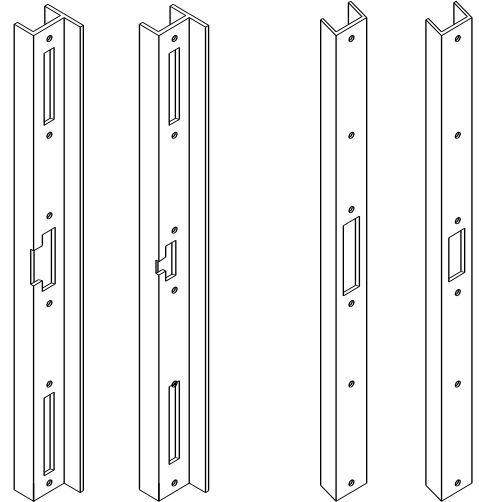
All edge guards are mounted with #10 x 1-1/4" sheet metal screws.
Holes are located approximately 3" from each end, 3" from each
cutout, and remaining holes not to exceed 12" on center.

Sizes:

Standard edge guards and astragals are for 1-3/4" bevel (1/8" on 2")
or 1-3/4" square edge 90 doors. Standard lengths are for 6'8", 7'0"
and 8'0" nominal size doors. Other lengths are available.

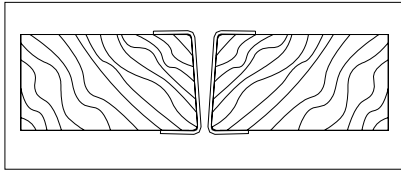
Hardware Locations:

Determine hand of active and inactive door. Locate hardware
cutouts from top edge guard to top of each cutout or from top
of edge guard to center line of each cutout. Specify one or both
dimensions when ordering.

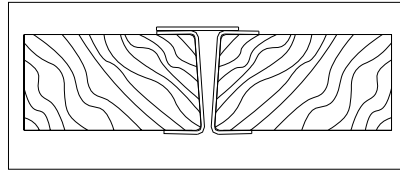


Edge guard and Astragal sets are UL listed for use on wood or plastic covered wood composite type fire doors rated up to 1-1/2 hours. Also hollow metal, steel covered, composite type fire doors rated up to and including 3 hours.

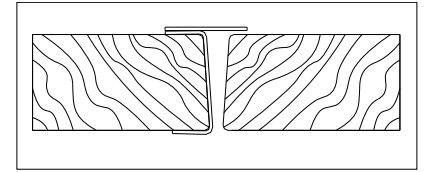
BEVEL EDGE



SET No. 87EE
EDGE GUARD INACTIVE
EDGE GUARD ACTIVE

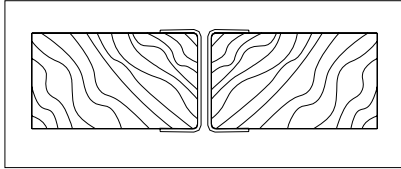


SET No. 87AE
ASTRAGAL INACTIVE
EDGE GUARD ACTIVE

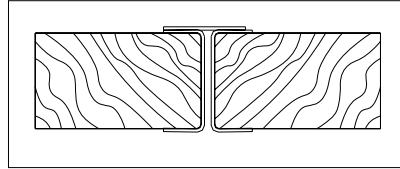


SET No. 87AO
ASTRAGAL INACTIVE ONLY

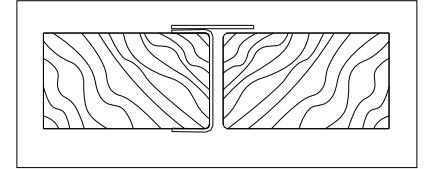
SQUARE EDGE



SET No. 90EE
EDGE GUARD INACTIVE
EDGE GUARD ACTIVE

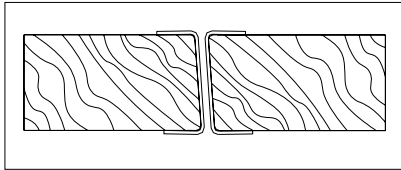


SET No. 90AE
ASTRAGAL INACTIVE
EDGE GUARD ACTIVE

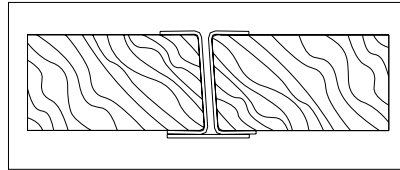


SET No. 90AO
ASTRAGAL INACTIVE ONLY

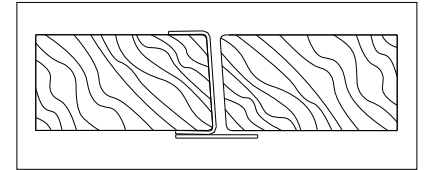
BEVEL EDGE - DOUBLE EGRESS



SET No. 93EE
EDGE GUARD BOTH DOORS

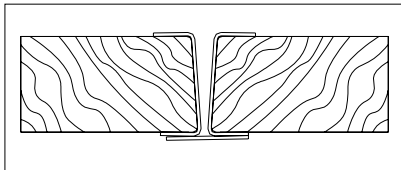


SET No. 93AE
EDGE GUARD ONE DOOR
ASTRAGAL ONE DOOR

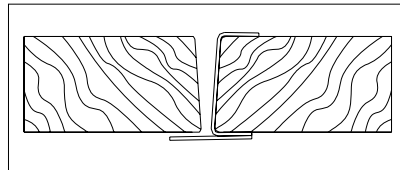


SET No. 93AO
ASTRAGAL ONE DOOR ONLY

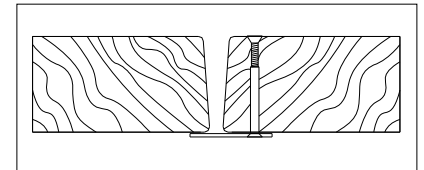
BEVEL EDGE



SET No. 95EA
EDGE GUARD INACTIVE
ASTRAGAL ACTIVE



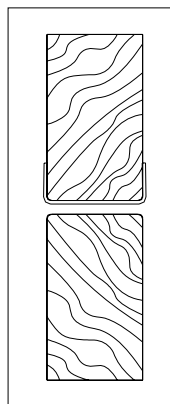
SET No. 95AO
ASTRAGAL ACTIVE ONLY



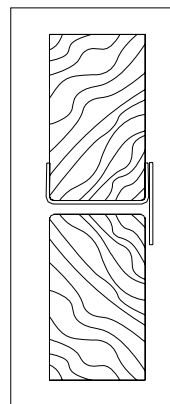
SET No. 96TB
FLAT ASTRAGAL
1/8" X 1-3/4" X C.R. STEEL
WITH #8 F.H. THROUGH BOLTS

TRANSOM AND TOP OF DOOR EDGE GUARDS AND ASTRAGALS

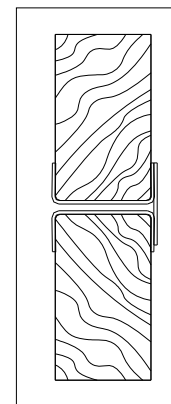
Please consult factory for pricing for 90ET, 90AT, 90AET



SET No. 93ET
TRANSOM
EDGE GUARD



SET No. 93ET
TRANSOM
ASTRAGAL



SET No. 93ET
TRANSOM/DOOR
ASTRAGAL/EDGE

EDGE GUARDS AND ASTRAGALS FOR WOOD, HOLLOW METAL AND PLASTIC-FACE FIRE DOORS

Set Number	Degree	Inactive	Active	6'8" – 7'0"	8'0"	Up To 10'0"
87EE	87	Edge Guard	Edge Guard	\$ 129.00	\$ 140.00	\$ 161.00
87AE	87	Astragal	Edge Guard	\$ 143.00	\$ 154.00	\$ 177.00
87AO	87	Astragal	None	\$ 75.00	\$ 84.00	\$ 100.00
87EO	87	None	Edge Guard	\$ 68.00	\$ 74.00	\$ 87.00
90EE	90	Edge Guard	Edge Guard	\$ 129.00	\$ 140.00	\$ 161.00
90AE	90	Astragal	Edge Guard	\$ 143.00	\$ 154.00	\$ 177.00
90AO	90	Astragal	None	\$ 75.00	\$ 84.00	\$ 100.00
90EO	90	None	Edge Guard	\$ 68.00	\$ 74.00	\$ 87.00
93EE	87	Edge Guard	Edge Guard	\$ 129.00	\$ 140.00	\$ 161.00
93AE	87	Astragal	Edge Guard	\$ 143.00	\$ 154.00	\$ 177.00
93AO	87	Astragal	None	\$ 75.00	\$ 84.00	\$ 100.00
95EA	87	Edge Guard	Astragal	\$ 143.00	\$ 154.00	\$ 177.00
95AO	87	None	Astragal	\$ 75.00	\$ 84.00	\$ 100.00
96TB	FLAT	Flat Astragal Either Door	Flat Astragal Either Door	\$ 51.00	\$ 54.00	\$ 58.00

Number	Hardware Cutouts	Suggested List Price
16L	1-1/8" x 2-1/4" 161 Latch	\$ 36.00
86M	1-1/4" x 8" Mortise Lock	\$ 36.00
ASA	1-1/4" x 4-7/8" ASA Strike	\$ 36.00
16S	1-1/8" x 2-3/4" 161 Strike	\$ 36.00
MFB	1" x 6-3/4" Manual Flush Bolt	\$ 36.00
AFB	1" x 8-1/2" Automatic Flush Bolt	\$ 36.00

TO HELP YOU ORDER:

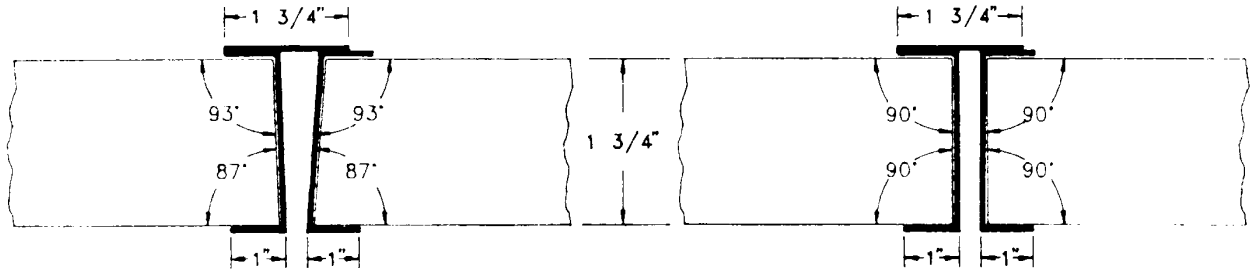
1. Choose edge guard and or astragal set number(s).
2. Choose active hand on pairs.
3. Provide the net height of the doors.
4. Choose hardware cutouts and locations.



EDGE GUARDS AND ASTRAGAL SETS ARE UL LISTED

EDGE GUARDS ARE FOR 1 3/4" DOORS

EDGE GUARDS AND ASTRAGALS ARE PUNCHED AND COUNTERSUNK TO RECEIVE #8 X 3/4" F.H. PHILLIPS SCREWS (PAINTED TO MATCH EACH SET)



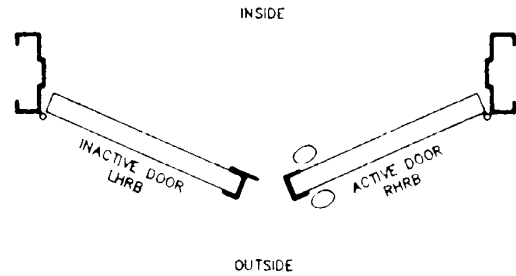
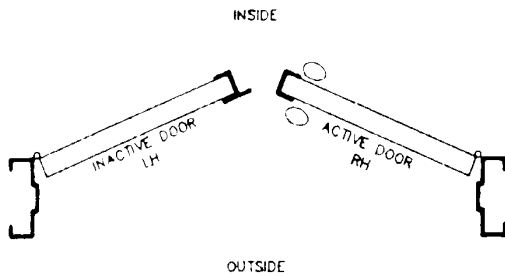
EDGE GUARD AND ASTRAGALS FOR BEVEL EDGE DOORS

SET NO'S 87EE - 87AE - 87AO
93EE - 93AE - 93AO
95EA - 95AO

EDGE GUARD AND ASTRAGALS FOR SQUARE EDGE DOORS

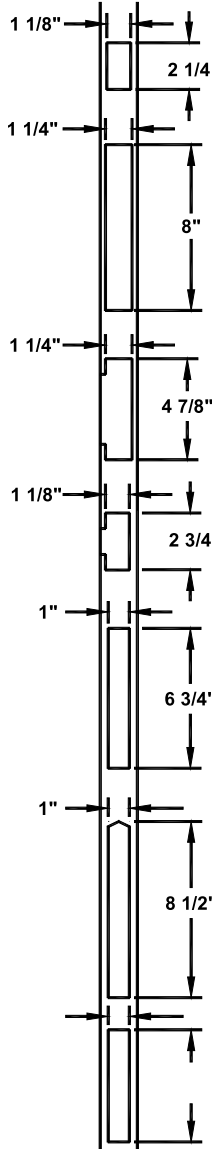
SET NO'S. 90EE - 90AE - 90AO

HANDING INFORMATION DETERMINE HAND AND SWING FOR DOUBLE DOORS



MARKAR

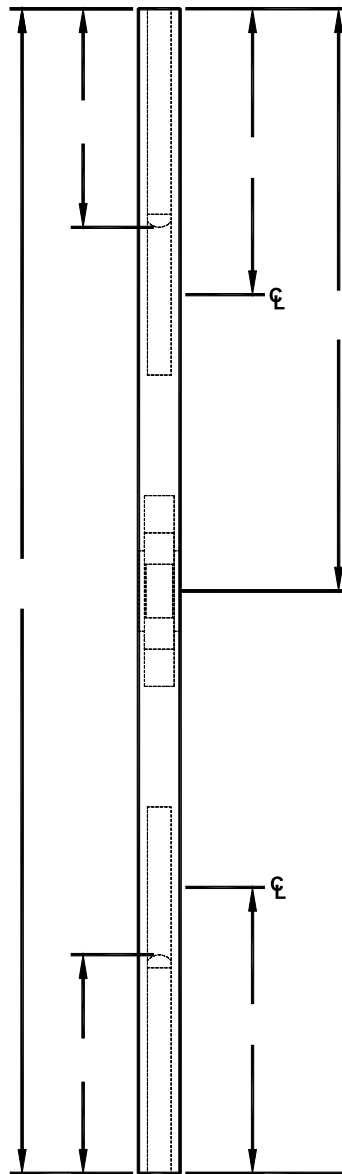
- For use on 1 3/4" door
- For use on 1 7/8" door
- For use on ____" door



- 161 LATCH BOLT
- 86 MORTISE LOCK
- ASA STRIKE
- 161 STRIKE
- MANUAL FLUSH BOLT
- AUTO FLUSH BOLT
- *CUSTOM Please Specify Dimensions

- Hollow metal door
- Wood door

Top of Door - Please provide correct handing



- EDGE GUARD
- ASTRAGAL
- Z ASTRAGAL
- EG-"C"

DOOR EDGE

- SQUARE
- BEVEL

QUANTITY: _____

HANDING

- LH/RHR ACTIVE
- RH/LHR ACTIVE
- LH/RHR INACTIVE
- RH/LHR INACTIVE

TAGGING INFO

SPECIAL NOTES

*** DRAWING SUBMITTAL AND FACTORY APPROVAL REQUIRED PRIOR TO ORDER ENTRY**

Customer:

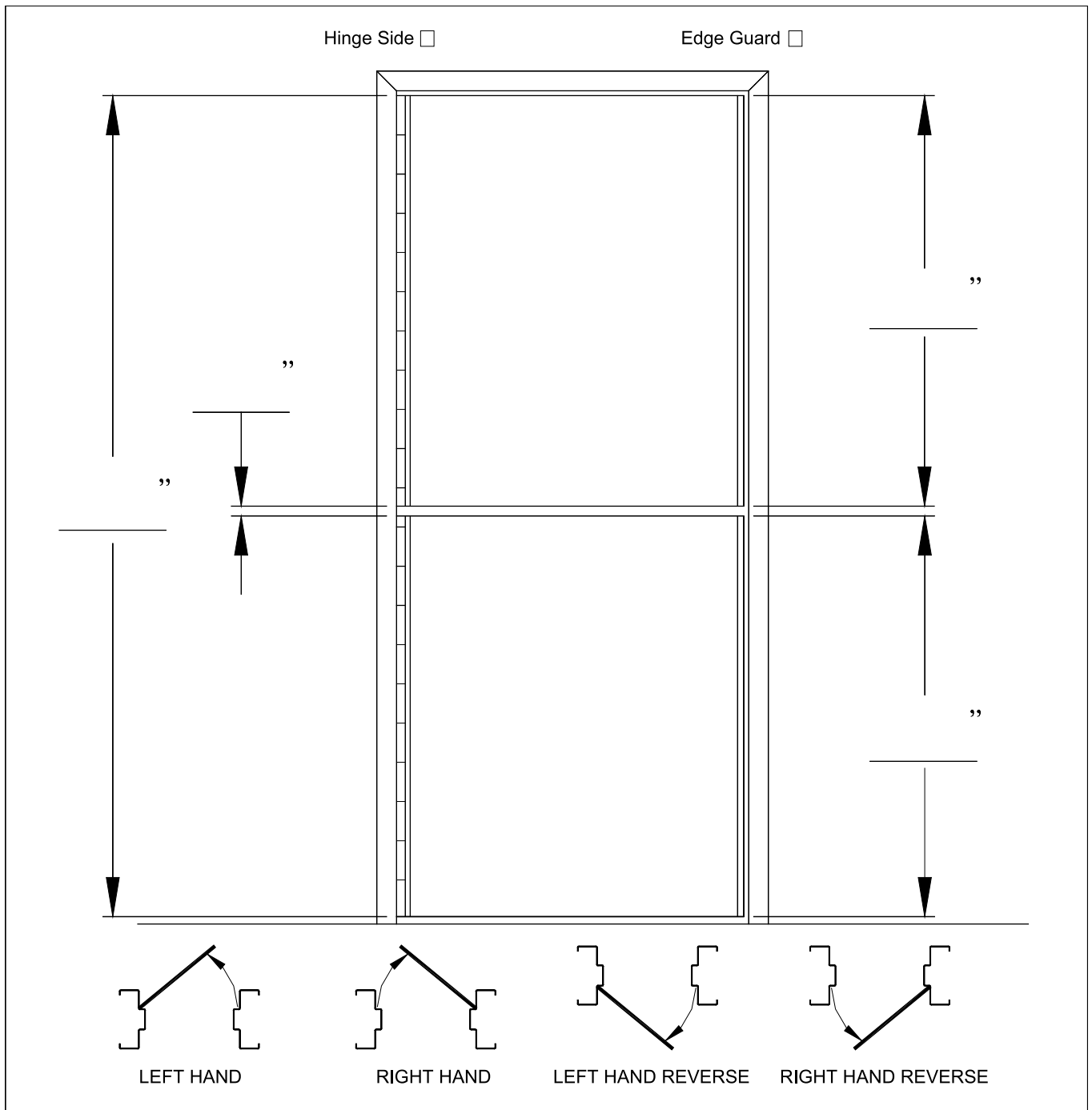
P.O. No.

S.O. No.

I, the undersigned, approve the design and dimensions as shown on this print, and authorize the fabrication of these Edge Guards as indicated.

Signed:

To process order, please circle handing illustrated below.



DUTCH DOOR HINGE ORDER FORM

Customer:		I, the undersigned, approve the design and dimensions as shown on this print, and authorize the fabrication of these parts as indicated.
Model:	Qty:	
P.O. No.		
S.O. No.		Signed:
		Date: