



ASSA ABLOY

# FS-902-TP Flush Mount

Markar Architectural Products, Inc. a subsidiary of Adams Rite Manufacturing Co.  
260 Santa Fe Street, Pomona, CA 91767 • 800-872-3267 • 909-632-2300 • 800-232-6752 fax • www.markar.com

## STANDARD FEATURES

### Material

Heavy-duty 14 Gauge stainless steel

### Finishes

US32D Satin Stainless Steel (630)

### Spring-Loaded Barrel Type Hinge

1/4" diameter stainless steel pin with stainless steel spring mechanism  
Torx tip cap to adjust spring tension  
Long-life split nylon bearings  
28 bearing surfaces

### Torx Adjusting Screw

Adjust tension on door to close tightly for out-swinging ADA compliance

### Mounting Hardware

1/4" 20 pan head machine screws  
Concealed by cover caps

### Capacity

Close door weighing up to 80lbs.

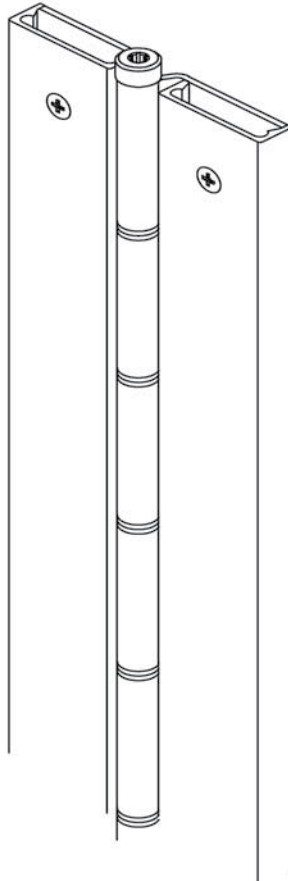
### Size

54" & 57"

### Non-Handed

Use the same hinge for right- or left- Handed doors

For Doors over 3'0" consult factory



## OPTIONAL FEATURES

### Finishes

US32 Bright Stainless Steel (629)  
Bright Dipped Anodized Aluminum Cover Caps

### Other Features

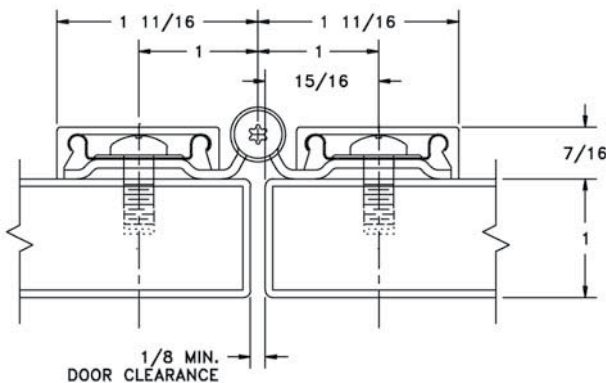
Custom lengths - specify in inches  
Custom hole pattern

### Fasteners

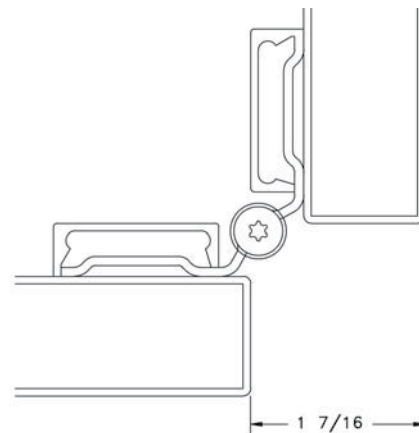
Tamper-proof security screws

USA patent no. 4823437  
Canadian patent no. 1303804

Ideal for damp or corrosive environments, Markar's stainless toilet partition hinge adds years of life to your high-quality partition. Markar understands durability!



DOOR CLOSED



DOOR OPEN 90°