



ASSA ABLOY

FM-327 Edge Mount Safety Hinge

Markar Architectural Products, Inc. a subsidiary of Adams Rite Manufacturing Co.
260 Santa Fe Street, Pomona, CA 91767 • 800-872-3267 • 909-632-2300 • 800-232-6752 fax • www.markar.com

STANDARD FEATURES

Material

Heavy-duty 14 Gauge stainless steel

Finishes

US32D Satin Stainless Steel (630)

Cycle Testing

Grade 1

ANSI/BHMA Standard A156.26

Mounting Hardware

No exposed mounting fasteners

Universal screw pack

Capacity

Supports weights up to 600lbs.

4'0" maximum door width

Sizes

6'8", 7'0", 7'2", 8'0", 10'0"

Hole Pattern

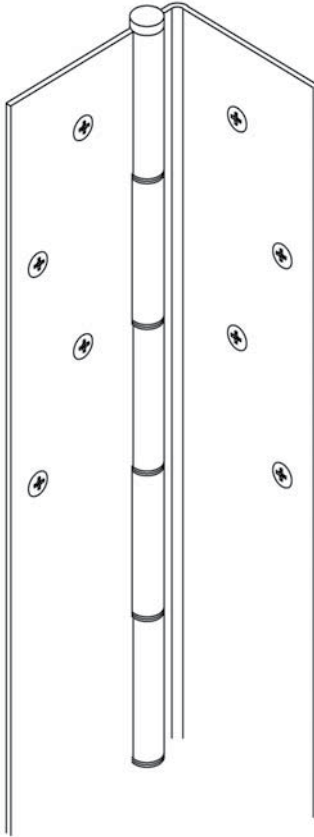
Symmetrically templated

Non-handed

Barrel Type Hinge

1/4" diameter stainless steel pin

Long-life split nylon bearings



OPTIONAL FEATURES

Finishes

US32 Bright Stainless Steel (629)

Scratch-Resistant Powder Coated Paint

Other Features

Custom lengths - specify in inches

Custom hole pattern

Dutch door hinges - suffix hinge "DD"

Medical Bearings

Raised barrel

Special sheared leaf

Fasteners

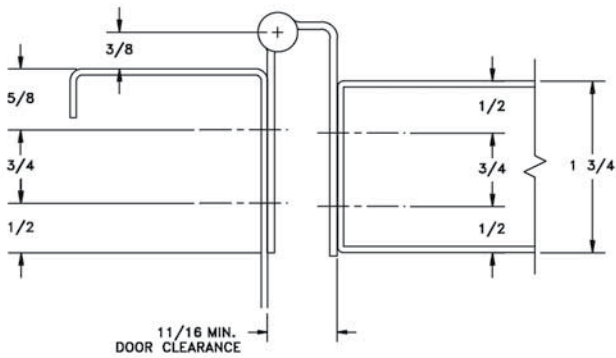
Tamper-proof security screws

Electrical Modifications

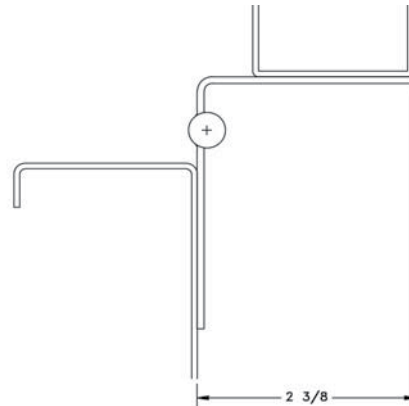
Current Transfer Prep - "CTP" 4612-SC only

This hinge is not fire rated

This unique design prevents small fingers from getting pinched in the door. It is ideal for elementary schools, day care, childcare, and nursing home facilities. This full-length continuous hinge also provides privacy by blocking sight lines into rooms. The hinge **must** be used with a cased open type frame.



DOOR CLOSED



DOOR OPEN 90°