



ASSA ABLOY

EG-C-308 Edge Guard

Markar Architectural Products, Inc. a subsidiary of Adams Rite Manufacturing Co.
260 Santa Fe Street, Pomona, CA 91767 • 800-872-3267 • 909-632-2300 • 800-232-6752 fax • www.markar.com

STANDARD FEATURES

Material

Heavy-duty 16 Gauge stainless steel

Finishes

US32D Satin Stainless Steel (630)

Mounting Hardware


No exposed mounting fasteners when closed

Sizes

6'8", 7'0", 7'2", 8'0", 10'0"

Door Edge

Specify square or beveled edge when ordering



OPTIONAL FEATURES

Finishes

US32 Bright Stainless Steel (629)
Scratch-Resistant Powder Coated Paint

Hardware Cutouts

(requires handing information)

Flush bolts
ASA strike
Deadlock strike and latch
86 edge and ASA lock
Hospital latch
161 cutout

Measurements should be given from top of door to centerline of cut-out with handing.

Custom Cutouts

Other Features

Custom lengths – specify in inches
Custom cutouts
Custom hole pattern for lead-lined doors
Dutch door application – suffix edge guard "DD"

Fasteners

Tamper-proof security screws



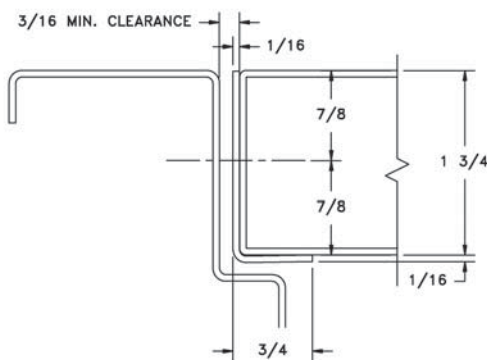
Classified in accordance with UBC code standard 7-2 for positive pressure



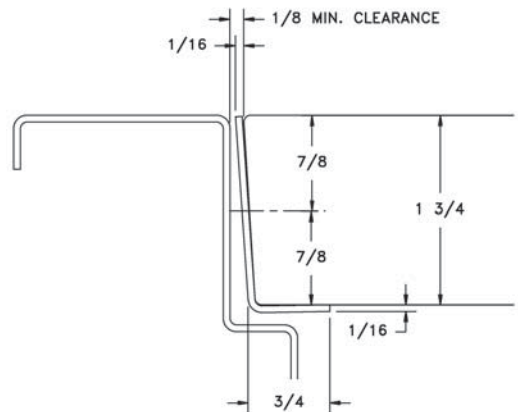
fire-rated label

MAY NOT APPLY TO ALL WOOD DOORS IN ACCORDANCE WITH UBC CODE STANDARD 7-2. PLEASE CONSULT FACTORY FOR SPECIFIC WOOD DOOR APPLICATIONS.

This fire-labeled edge guard works with the HG-315 Hinge/Guard. It gives protection to the leading edge of the door, while maintaining the door's aesthetic look in the closed position.



SQUARE EDGE



BEVELED EDGE