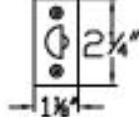
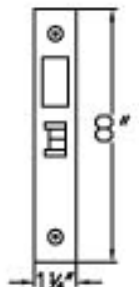
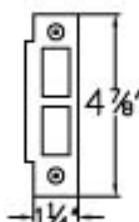
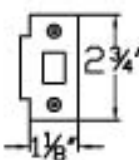
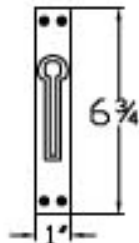
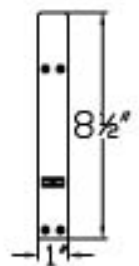
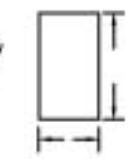

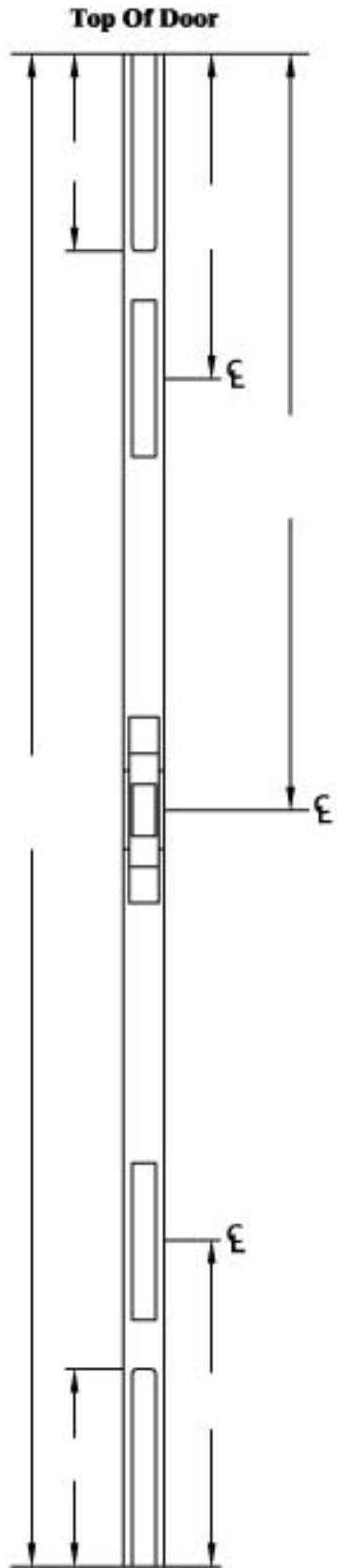


- 161 Latch Bolt**

- 86 Mortise Lock**

- ASA Strike**

- 161 Strike**

- Manual Flush Bolt/ Auto Flush Bolt (Hollow Metal Door)**

- Auto Flush Bolt (Wood Door)**

- Custom (Please specify Dimensions)**

- Fire Bolt (Specify Hole Size)**




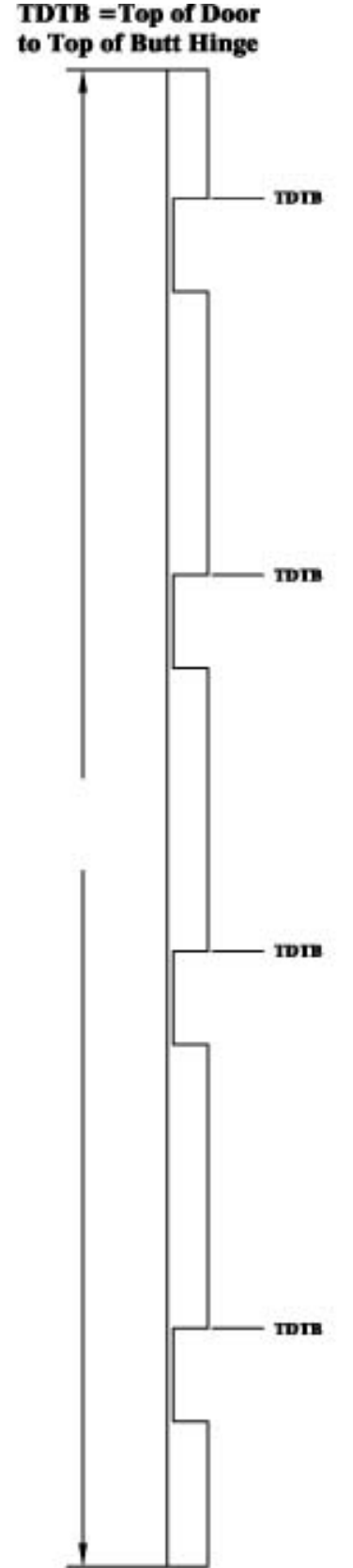
- For use on 1 3/4" door
- For use on 1 7/8" door
- For use on ____" door
- EDGE GUARD**

- ASTRAGAL**

- EG-C**

- Z ASTRAGAL**

- QUANTITY:** _____
- DOOR EDGE
- SQUARE**
- BEVEL**
- HANDING
- LH/ RHR ACTIVE**
- RH/LHR ACTIVE**
- LH/RHR INACTIVE**
- RH/LHR INACTIVE**
- Butt Hinge Size
- 4 1/2" x 4 1/2"**
- 5" x 5"**
- Custom**



Customer: _____, THE UNDERSIGNED, APPROVE THE DESIGN AND DIMENSIONS AS SHOWN ON THIS PRINT, AND AUTHORIZE THE FABRICATION OF THESE EDGE GUARDS AS INDICATED.

P.O. No. _____ Signed: _____